



Centrifuge Catalogue

Your Haier Biomedical Partner

Qingdao Haier Biomedical Co., Ltd.

No.280 Feng Yuan Road, High-tech Zone,
Qingdao, 266111, P.R. China
E-mail: inquiry@haierbiomedical.com
Website: www.haiermedical.com
30-06-2025_v2



Haier Biomedical
International



Haier Biomedical
International



@haiermedicalint



Haier Biomedical
International



Haier Biomedical
International







Note: If a slight difference occurs between pictures and actual products, please refer to actual products. Our company reserves the right of final interpretation of this brochure, please contact us for any further information if required.

CONTENTS

Floor-Standing Low-Speed Refrigerated Centrifuge LX-75L2400R	01
Floor-Standing Low-Speed Refrigerated Centrifuge LX-60L1000R	11
Floor-Standing Highspeed Refrigerated Centrifuge LX-210L750R	19
Floor-Standing Large-Capacity Refrigerated Centrifuge LX-100L1000R	33
Benchtop High-Speed Refrigerated Microcentrifuge LX-165T2R	41
Benchtop High-Speed Microcentrifuge LX-165T2-J	45
Benchtop Multipurpose Refrigerated Centrifuge LX-155T500R	49

Benchtop High-Speed Refrigerated Centrifuge LX-185T100R	57
Benchtop High-Speed Centrifuge LX-185T100-J	67
Benchtop Low-Speed Centrifuge LX-60T100-J	75
Benchtop Low-Speed Large-Capacity Centrifuge LX-60T500-J	83
Mini-Centrifuge LX-120T2Z / 50T2Z	93
Centrifuge Consumables	97

Category	Model	Max capacity	Max speed(rpm)	Max RCF(xg)	Refrigerated	Page
Floor-Standing Blood Banking	 LX-75L2400R	8*2000ml or 16*500ml blood bags	7,500	13,376	Y	01
Floor-Standing Blood Banking	 LX-60L1000R	6*1000ml or 6*500ml blood bags	6,000	6,279	Y	11
Floor-Standing Bioprocessing	 LX-210L750R	4*750ml	21,000	47,400	Y	19
Floor-Standing Bioprocessing	 LX-100L1000R	6*1000ml	10,000	18,590	Y	33
Micro	 LX-165T2R	12*10ml	16,500	25,872	Y	41
Micro	 LX-165T2-J	12*5ml	16,500	25,872	N	45
Multipurpose	 LX-155T500R	4*500ml	15,500	26,322	Y	49

Category	Model	Max capacity	Max speed(rpm)	Max RCF(xg)	Refrigerated	Page
Multipurpose	 LX-185T100R	6*100ml	18,500	30,130	Y	57
Multipurpose	 LX-185T100-J	6*100ml	18,500	30,130	N	67
Multipurpose	 LX-60T100-J	6*100ml	6,000	4,749	N	75
Multipurpose	 LX-60T500-J	4*500ml	6,000	5,353	N	83
Mini	 LX-120T2Z	8*1.5/2ml	12,000	7,325	N	93
Mini	 LX-50T2Z	8*1.5/2ml	5,000	1,270	N	93



Floor-Standing Low-Speed Refrigerated Centrifuge



LX-75L2400R



Advanced Centrifugation Solutions for Modern Blood Banking

Step into a realm of unmatched convenience with the Haier Biomedical LX-75L2400R Blood Banking Centrifuge, tailored to exceed the demanding needs of blood bank centrifugation. Redefine efficiency as the LX-75L2400R effortlessly accommodates up to 16 x 500 ml blood bags or 6 x 2400 ml centrifuge bottles, delivering optimal sedimentation results with each run

Elevate your laboratory's capabilities with the LX-75L2400R's extensive rotor options, its formidable motor, and user-friendly control panel, all complemented by a robust refrigeration system and an array of versatile accessories

Crafted for excellence, the LX-75L2400R is the centrifuge of choice for blood banks and transfusion centers. Its superior design also finds extensive application in the forefront of biopharmaceuticals, cell therapy, biological culture, vaccine production, and academic research, making it a pivotal tool in diverse scientific fields

01

Floor-Standing
Low-Speed Refrigerated Centrifuge

LX-75L2400R



Excellent Performance

Unlock the full potential of your blood processing center with the LX-75L2400R's expansive capacity and cutting-edge selection of rotors, carriers, and adapters, masterfully designed to handle a diverse array of high-capacity applications. This powerhouse is the epitome of versatility, perfect for sophisticated bioprocessing, clinical diagnostics, and comprehensive blood sample preparation

Quiet yet powerful, the LX-75L2400R redefines operational convenience, setting a new standard in the industry. At its heart lies a microprocessor-controlled frequency motor, delivering robust torque and rapid acceleration, all while ensuring an extended motor lifespan. Achieve peak performance with speeds soaring up to 7,500 rpm and forces reaching 13,376 x g, propelling your research to new heights with unmatched precision and reliability



Expansive Memory

Maximize efficiency with over 1000 program memories, ready to streamline your workflow



Rapid Cooling

Achieve 4°C in just 15 minutes from room temperature, speeding up your readiness



Quiet Operation

Work in peace with a sound design that keeps noise levels below 60 dB, even at maximum speed



Precise Control

Tailor your operations with 15 acceleration and 16 deceleration stages for unparalleled precision



Maintenance-Free Motor

Enjoy seamless operation with our brushless induction motor that requires no maintenance and ensures a clean lab environment



Stability

Trust in the stability of our low-center-of-gravity design for consistent performance and optimal centrifugal results



Ergonomic Design



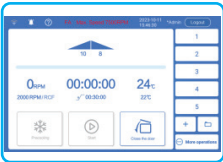
One-Touch Automation

Experience unparalleled convenience with our one-button automatic door mechanism that seamlessly opens and closes from front to back, ensuring quick and easy access while maintaining sterility standards.



Automated Rotor Lid Management

With our centrifuge, the rotor lid opens and closes automatically, complete with lid storage, reducing manual effort and enhancing workflow efficiency.



Intuitive 10-Inch Touch Screen

The expansive 10-inch touch screen interface provides operators with user-friendly navigation through settings and features, making operation straightforward and minimizing training time.



Electric Push Rod

Engineered for safety, the electric push rod offer smooth and controlled opening and closing of the centrifuge chamber, providing an extra layer of protection to users.



316 Stainless Steel Chamber

The premium 316 stainless steel construction of the centrifuge chamber ensures a rust-free and contaminant-resistant environment that is exceptionally easy to clean and maintain.



Versatile Rotor Capacity

Our centrifuge accommodates a variety of research needs with three rotors designed for 250ml, 500ml, 1000ml, 2000ml, and 2400ml centrifuge bottles, as well as 500ml blood bags, maximizing your laboratory's throughput capabilities.



Emergency Lid Release

The lid can be opened by utilizing the reset hole on the side plate. Rotate a 5mm hex key clockwise several times to open the lid.



Interactive 10-Inch LCD Touchscreen



Glove-Friendly and Ergonomic

The 45° angled, glove-friendly touchscreen offers a wide viewing angle, making it comfortable and practical for users of all heights



Enhanced Access Controls

Equipped with user login and password protection, ensuring individualized program data management for each user



Visibility and Monitoring

Enlarged track bar display of set and actual run conditions during centrifugation, ensuring clear visibility from a distance



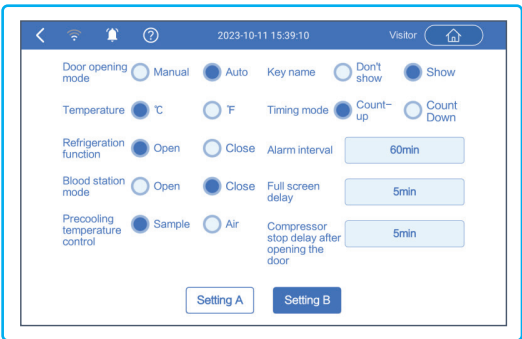
Program Recall and Efficiency

Quick recall feature for over 1000+ programs with alpha-numeric naming, minimizing time between runs and facilitating quick starts for routine users



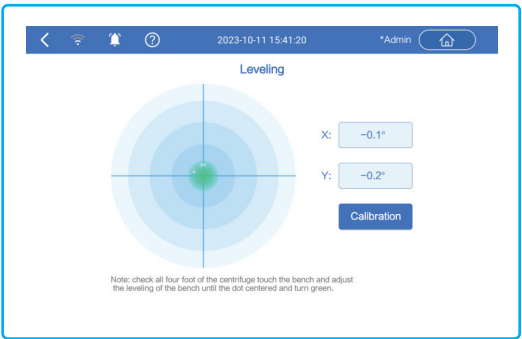
Adjustable On-the-Fly

Users can alter speed, centrifugal force, time, and temperature during the centrifugation process for precise control



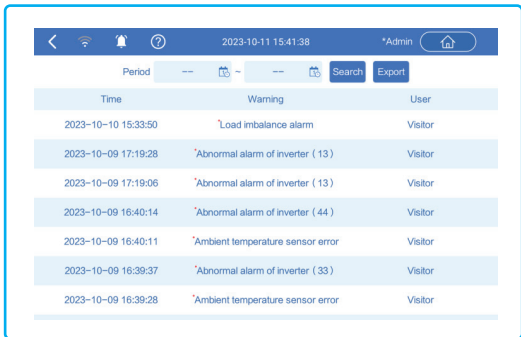
Multiple operation setting modes, including unique blood bank mode function, convenient for blood bank users to use

Multi-echelon program running mode, achieving continuous operation of multiple speed steps for special users



Electronic level assists in installation and leveling, making installation easier and simpler

The operation record including speed, time and temperature, operation curve with alarm messages etc. can be tracked on the screen and exported by USB port





Enhanced Safety



Immediate Imbalance Detection & Shutdown

Offers real-time loading imbalance detection with instant shutdown to protect against imbalances



Stable Installation

Φ120mm adjustable feet ensure the centrifuge is securely and stably installed in any setting



Comprehensive Alarm System

Features a multi-faceted alarm system for abnormal voltage, high temperature, overspeed, load imbalance, rotor absence, brake anomalies, and rotor life



Anti-Vibration Lid Lock

Prevents accidental opening during operation, ensuring sample integrity and operator safety



Robust Construction

Fully covered steel plate protective sleeve and a 12mm steel shell provide enhanced durability and user safety




High-Quality Connectivity

Equipped with an imported 5-core aviation plug for easy, fast, and safe usage



Real - World Efficacy

Blood Station User: Blood centrifugal test



Precision Layering

Clear Separation with Distinct Leukocyte Layer, Eliminating the Need for Re-Separation

Scientific Research User: Seaweed centrifugal test



Optimal Centrifugation

Clear Layering, High Yield, and Zero Wall Adhesion

Technical Data

Model	LX-75L2400R
Maximum Capacity	8*2000ml* or 16*500ml blood bags
Max Speed (rpm)	7,500
Max RCF(xg)	13,376
Speed Accuracy (rpm)	±5
Time Setting Range	1min~99h59m59s (1-second increment)
Precooling Function	Yes
Temperature Setting Range (°C)	-20~40, adjustment increment: 1
Display	10 inch touch screen
Noise (dB(A))	≤60
Power Supply	3~400V 50/60Hz
Power (W)	6400
Exterior Dimensions (W*D*H)(mm)	900*1050*1020
Lid Opening Height (mm)	1780
Net Weight (kg)	620
Packing Dimensions (W*D*H)(mm)	1092*1279*1720
Gross Weight (kg)	750
Other Functions	Rotation speed/RCF switchover, inching operation, running process indicator, sound alert, adjustable acceleration/deceleration, user logging, user lock-out, automatic door opening, on-screen display for imbalance, over temperature, stainless steel chamber
Certification	CE

*Buckets for 2000ml centrifuge bottles can be customized depending on requirements.

Fixed-Angle Rotor



BE No.	BE12DC000	BE12JP002	BE12JQ002	BE12K1000
Type	Fixed-angle rotor (Sealed)	Adapter (Sets of 6) for BE12DC000	Adapter (Sets of 6) for BE12DC000	Centrifuge Bottle(Sets of 6) for BE12DC000
Max Capacity	6*1000ml	500ml	250ml	1000ml
Max RCF (xg)	13,376	-	-	-
Max Speed (rpm)	7,500	-	-	-
Max Bottle Capacity (ml)	1000	500	250	-
Bottles Per Rotor	6	6	6	-
Bottle Type	Flat bottom	Flat bottom	Flat bottom	-

Swing-Out Rotor

 Swing-out Rotor 12 blood bags	Swing-out Rotor Block		+	Bucket (Sets of 6)	
	BE No.	BE12F5001		BE No.	BE12H4000
	Max. RCF (xg)	5,331		Max Capacity	2*500ml blood bags or 2400ml
	Max. speed (rpm)	4,000		Bucket Type	Flat bottom

Adapter/Bottle(Sets of 6) for BE12H4000		
BE No.	BE12JT001	BE12K0000
Type	Double blood bag adapter	Centrifuge bottle
Max Capacity	2*500ml blood bags	2400ml
Blood bags/Bottles per rotor	12 blood bags	6 bottles

 Swing-Out Rotor 16 blood bags	Swing-out Rotor Block		+	Bucket (Sets of 8)	
	BE No.	BE12FP001		BE No.	BE12H9000
	Max. RCF (xg)	5,706		Max Capacity	2*500ml blood bags
	Max. speed (rpm)	4,000		Bucket Type	Flat bottom

Adapter(Sets of 8) for BE12H9000	
BE No.	BE12JF002
Type	Double blood bag adapter
Max Capacity	2*500ml blood bags
Blood bags per rotor	16



*Buckets for 2000ml centrifuge bottles can be customized depending on requirements.

02

Floor-Standing Low-Speed Refrigerated Centrifuge

LX-60L1000R



NEW



LX-60L1000R

Floor-Standing Low-Speed Refrigerated Centrifuge

Scope of Application

Haier Biomedical LX-60L1000R Blood Banking Centrifuge seamlessly integrates a remarkably compact footprint with top-tier performance. It can handle up to 6×500ml blood bags at a time, providing excellent accuracy in speed and temperature control. This ensures optimal sample integrity and consistency throughout each centrifugation cycle.



Excellent Performance



Precision Control

Ensure excellent speed and temperature control accuracy, and maintain the integrity and consistency of samples in each centrifugation cycle, thus achieving high-quality blood treatment.



Rapid Cooling

The unique refrigeration technology enables rapid cooling. It achieves 4°C in just 10 minutes from room temperature under pre-cooling mode, offering impressive time savings.



Expansive Memory

Maximize efficiency with over 1000 program memories, enabling the streamlining of the workflow.



Automated Door Management

With one-touch automatic door opening as a standard feature, optional automatic door opening/closing functionality is also available.



Quick-Lock Rotor Exchange

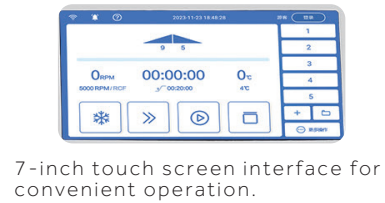
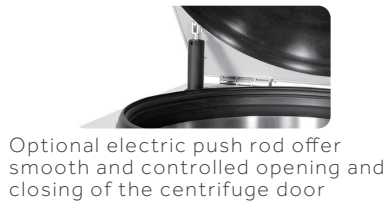

Patented tool-free rotor exchange technology enables the installation and removal of rotors on the centrifuge automatically and securely without the need for tools.



Quiet Operation

The sound design is optimized for low noise levels ($\leq 54\text{dB(A)}$).

Ergonomic Design



Intuitive Interface

Large, bright, interactive 7-inch LCD interface offers:

The 45 ° angled, glove-compatible touchscreen provides a wide viewing angle for easy visibility and comfortable use by technicians of all heights.

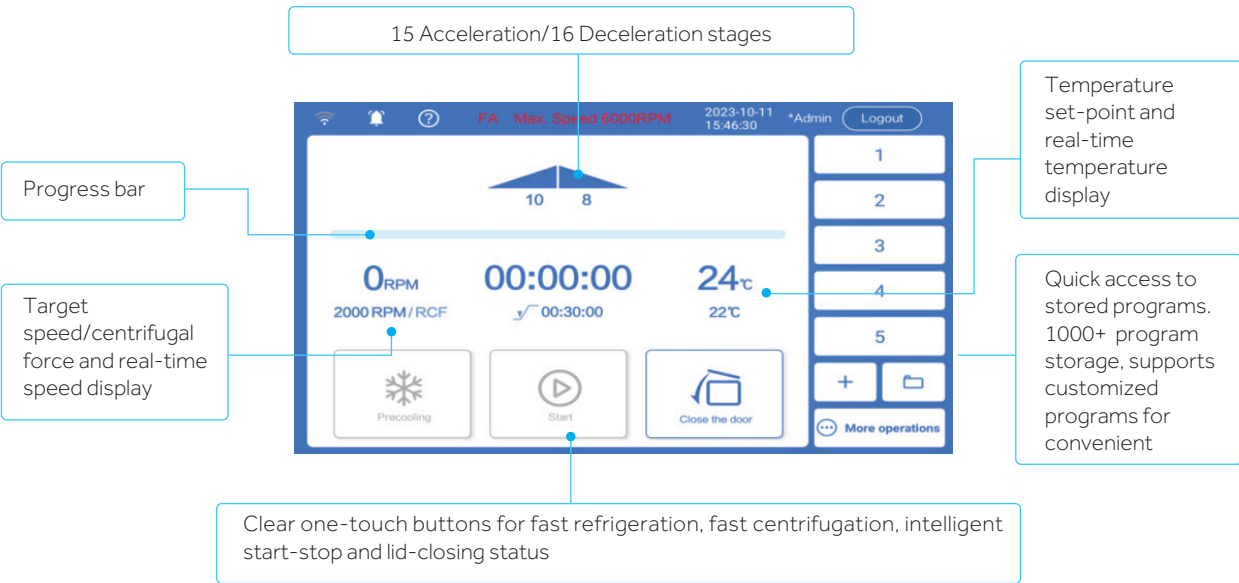
Advanced user settings and password protection ensure safe operation. Multiple user profiles can be created to customize access and settings, improving workflow and sample safety.

During operation, the display of settings and actual operating conditions can be easily monitored through the enlarged tracking bar, so as to obtain a clear vision and ensure that the operator can see them from a distance.

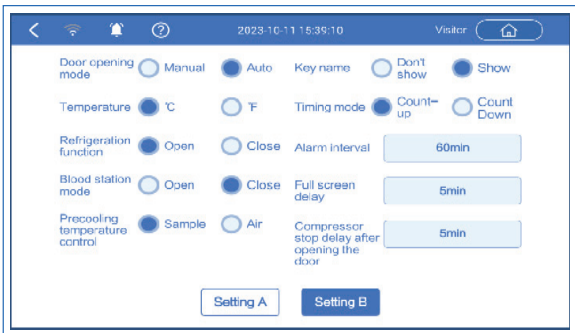
Store more than 1,000 programs, and can directly access 5 or 10 commonly used programs, depending on the model. Programs can be named alphanumerically, ensuring easy identification and selection, minimizing the risk of errors during operation.

Users can change the speed, centrifugal force, time and temperature during the centrifugation.

Intuitive Interface



Multiple operation setting modes, including unique blood bank mode function, convenient for blood bank users to use.



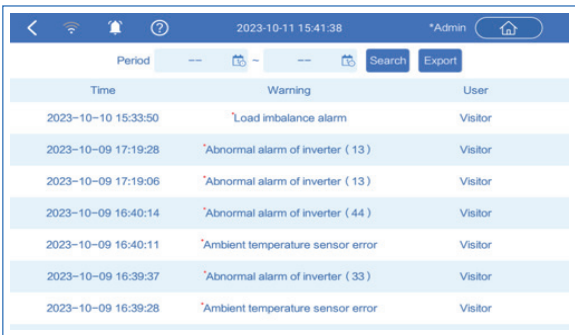
Electronic level assists in installation and leveling, making installation easier and simpler.




Multi-echelon program running mode, achieving continuous operation of multiple speed steps for special users





The operation record including speed, time and temperature, operation curve, alarm messages etc. can be tracked on the screen and exported by USB port.





Enhanced Safety

- 

Automatic radio - frequency rotor identification (RFID) enables immediate identification of a rotor once it is securely placed in the centrifuge chamber, avoids over-speed, reduces error messages, and enhances the safety.
- 

Real time loading imbalance detection and intelligent lid locking monitoring, immediate shutdown protection in case of imbalance or lid opening.
- 

Use of brushless induction motors to provide maintenance-free operation, eliminating carbon particle emissions.
- 

Multiple alarms including abnormal voltage alarm, high temperature alarm, overspeed alarm, load imbalance alarm, rotor absent alarm, brake abnormal alarm, rotor life reminder alarm, and other alarm functions can effectively ensure the safety of the centrifuge.
- 

A triple - layer construction paired with a fully covered steel plate protective sleeve provides an effective safeguard.

Specifications

Model	LX-60L1000R
Max Capacity	6*1000ml or 6*500ml blood bags
Speed Rang (rpm)	500-6,000
Max RCF (xg)	6279
Speed Accuracy (rpm)	±5
Time Setting Range	1min~99h59m59s (1-second increment)
Precooling Function	Yes
Temperature Setting Range	-20°C~40°C, adjustable to 1°C
Display	7 inch touch screen
Noise (dB (A))	≤54
Power Supply (V/Hz)	220-240/50/60
Power (W)	3500
Exterior Dimensions (W*D*H) (mm)	740*920*990
Lid Opening Height (mm)	1720
Net Weight (kg)	338
Packing Dimensions (W*D*H) (mm)	940*1150*1270
Gross Weight (kg)	423

Fixed-Angle Rotor



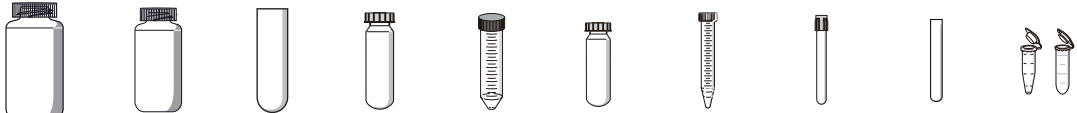
BE No.	BE12DL001
Type	Sealed
Max Capacity	6*500ml
Max RCF (xg)	6,279
Max Speed (rpm)	6,000

Adapter(Sets of 6) for BE12DL001



BE No.	No adapter needed	BE12JT002	BE12JU002	BE12JV002	BE12JW002	BE12JX002	BE12JY002	BE12JZ002	BE12J0003	BE12J1003
Max Capacity	500ml	250ml	100ml	2*50ml	2*50ml	4*30ml	7*15ml	8*10ml	10*5ml	14*1.5/2ml
Tubes Per Adapter/Rotor	6	1/6	1/6	2/12	2/12	4/24	7/42	8/48	10/60	14/84

Tube



Max Tube Dimensions (Ø x L mm)	69.5*170	62*123	38*120	29*105	29*118	25*102	17*121	16*86	13*54	11*38
--------------------------------	----------	--------	--------	--------	--------	--------	--------	-------	-------	-------

Tube Type	Flat bottom	Flat bottom	Round bottom	Round bottom	Conical bottom	Round bottom	Conical bottom	Round bottom	Round bottom	Conical/Round bottom
-----------	-------------	-------------	--------------	--------------	----------------	--------------	----------------	--------------	--------------	----------------------

Swing-Out Rotor



Swing-out Rotor Block

BE No. BE12FT001

Max. RCF (xg) 5,100

Max. speed (rpm) 4,200



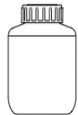






Round Bucket (Sets of 6)

BE No. BE12G9000

Max Capacity (ml) 1000

Bucket Type Flat bottom

Adapter(Sets of 6) for BE12G9000							
BE No.	No adapter needed	BE12J8004	BE12J9004	BE12J7004	BE12J6004	BE12J5004	BE12JA004
Max Capacity	1000ml	500ml	500ml	300ml	250ml	200ml	4*100ml
Bottles Per Adapter /Rotor	6	1/6	1/6	1/6	1/6	1/6	4/24
Tube							
Max Tube Dimensions (Ø x L mm)	102*179	96*150	80*136	60*138	60*165	/	38*120
Tube Type	Flat Bottom	Conical Bottom	Flat Bottom	Flat Bottom	Conical Bottom	Blood Bag	Round Bottom

Adapter(Sets of 6) for BE12G9000							
BE No.	BE12JB004	BE12JC004	BE12JD004	BE12JE004	BE12JH004	BE12JF004	BE12JG004
Max Capacity	5*50ml	5*50ml	14*15ml	14*15ml	37*7ml	24*5/7ml	28*1.5/2ml
Tubes Per Adapter /Rotor	5/30	5/30	14/84	14/84	37/222	24/144	28/168
Tube							
Max Tube Dimensions (Ø x L mm)	29*118	29*105	17*121	17*121	12*100	13*75/106	11*38
Tube Type	Conical Bottom	Round Bottom	Conical Bottom	Round Bottom	Round Bottom	Small/Large Blood Collection Tube	Conical / Round Bottom



Swing-out Rotor Block

BE No. BE12FT001

Max. RCF (xg) 5,100

Max. speed (rpm) 4,200



Square Bucket (Sets of 6)

BE No. BE12HD000

Max Capacity (ml) 1000

Bucket Type Flat bottom

Adapter(Sets of 6) for BE12HD000	
BE No.	BE12J3004
Type	Blood bag adapter
Max Capacity	500ml blood bag
Blood Bags Per Adapter /Rotor	1/6



03

Floor-Standing
Highspeed Refrigerated Centrifuge

LX-210L750R

NEW



LX-210L750R

Floor-Standing Highspeed
Refrigerated Centrifuge

Scope of Application

Haier Biomedical LX-210L750R is a floor-standing highspeed refrigerated centrifuge features with 3L capacity and performance up to 47,400 x g, which is ideal for all-purpose use in the industrial and research sectors.



Product Features



Offering a broad portfolio of fixed-angle and swing-out rotors, which can accommodate tubes and bottles from 1.5 ml to 750 ml, as well as deep-well plates



Automatic radio-frequency rotor identification (RFID) that enables immediate identification of a rotor once it is securely placed in the centrifuge chamber, avoid over-speed, reduce error messages, and enhance the safety



Low center of gravity design, amplitude less than 0.02mm, ensuring stable operation and good centrifugal effect



Use of brushless induction motors to provide maintenance-free operation, eliminating carbon particle emissions



High-strength, aero-aluminum rotor, which is acid and alkali corrosion-resistant, greatly increases the service life, and allows for 50,000 uses



Optimized multi-layer shock absorption technology makes the sound level ≤ 56 (dB(A))

Product Parts



Dual self-lock design to ensure safe operation



Dual gas springs with safety protection



4 universal casters and 4 levelling feet allows for easy movement and locks safely into place



316 stainless steel centrifuge chamber is rust-free and easy to clean



USB port for exporting operation record including speed, time and temperature, operation curve with alarm messages etc



Triple-layer construction to ensure safe use



- Patented tool-free rotor exchange technology enables the installation and removal of rotors on the centrifuge automatically and securely without the need for an tools
- Pull the handle to quickly remove and install the rotor

Intuitive Interface



The 7-inch 45 ° glove-friendly touchscreen, the wide viewing angle more comfortable and practical for users of all heights



Easily monitor the display of set and actual run conditions with enlarged track bar during the run for clear visibility, which ensures the operator can see them from a distance



The speed, centrifugal force, time and temperature can be changed by user during the centrifugation process



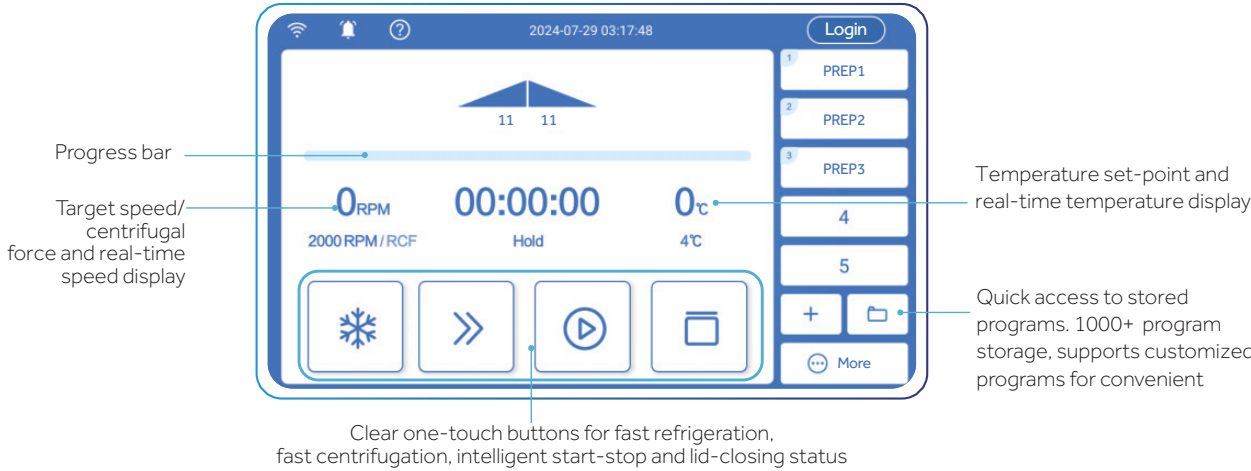
Further enhanced with access controls such as user login with password protection, the independent program data of each user is managed separately



Quick recall of up to 1000+ programs with alpha-numeric naming to minimize time between runs and for quick run start by routine users



11 acceleration + 12 deceleration stages



Enhanced Safety



Real time loading imbalance detection and intelligent lid locking monitoring, immediate shutdown protection in case of imbalance or lid opening



Adopting $\Phi 80$ mm adjustable feet for more stable installation



Multiple alarm including abnormal voltage alarm, high temperature alarm, overspeed alarm, load imbalance alarm, rotor absent alarm, brake abnormal alarm, rotor life reminder alarm, and other alarm functions



Fully covered steel plate protective sleeve and 12mm steel shell

Specifications

Model	LX-210L750R
Max Capacity	4*750ml
Speed Range (rpm)	500-21,000
Max RCF (xg)	47,400
Speed Accuracy (rpm)	±10
Time Setting Range	1min-99h59m59s(1-second increment)
Precooling Function	Yes
Temperature Setting Range (°C)	-20~40, adjustable to 1
Display	7 inch touch screen
Noise (dB(A))	≤56
Power Supply (V/Hz)	220-240/50/60
Power (W)	3400
Exterior Dimensions (W*D*H)(mm)	740*920*990
Lid Opening Height (mm)	1720
Net Weight (kg)	375
Packing Dimensions (W*D*H)(mm)	940*1150*1270
Gross Weight (kg)	470
Certification	CE

Fixed-Angle Rotor



BE No.	BE12D0001
Type	Sealed
Max Capacity	6*500ml
Max RCF (xg)	17,778
Max Speed (rpm)	10,000

Adapter(Sets of 6) for
BE12D0001



BE No.	No adapter needed	BE12JT002	BE12JU002	BE12JV002	BE12JW002	BE12JX002	BE12JY002	BE12JZ002	BE12J0003	BE12J1003
Max Capacity	500ml	250ml	100ml	2*50ml	2*50ml	4*30ml	7*15ml	8*10ml	10*5ml	14*1.5/2ml
Tubes Per Adapter/Rotor	6	1/6	1/6	2/12	2/12	4/24	7/42	8/48	10/60	14/84
Tube										
Max Tube Dimensions (Ø x L mm)	69.5*170	62*123	38*120	29*105	29*120	25*102	17*121	16*82	13*54	11*38
Tube Type	Flat bottom	Flat bottom	Round bottom	Round bottom	Conical bottom	Round bottom	Conical bottom	Round bottom	Round bottom	Conical/Round bottom



Fixed-Angle Rotor



BE No.	BE12D1001
Type	Sealed
Max Capacity	6*250ml
Max RCF (xg)	25,115
Max Speed (rpm)	12,000



BE No.	BE12D5001
Type	Sealed
Max Capacity	4*250ml
Max RCF (xg)	29,440
Max Speed (rpm)	14,000

Adapter(Sets of 6) for
BE12D1001, BE12D5001



BE No.	No adapter needed	BE12JF003	BE12JG003	BE12JH003	BE12JJ003
Max Capacity	250ml	100ml	50ml	50ml	5*15ml
Tubes per adapter/ rotor (BE12D1001)	6	1/6	1/6	1/6	5/30
Tubes per adapter/ rotor (BE12D5001)	4	1/4	1/4	1/4	5/20
Tube					
Max Tube Dimensions (Ø x L mm)	62*123	38*120	29*105	29*120	17*121
Tube Type	Flat bottom	Round bottom	Round bottom	Conical bottom	Conical bottom

Fixed-Angle Rotor



BE No.	BE12D4001
Type	Sealed
Max Capacity	10*100ml
Max RCF (xg)	21,280
Max Speed (rpm)	12,000

Adapter(Sets of 6) for BE12D0001



BE No.	No adapter needed	BE12JS003	BE12JR003	BE12JQ003	BE12JN003	BE12JP003	BE12JT003
Max Capacity	100ml	50ml	50ml	25ml	15ml	15ml	2*10ml
Tubes Per Adapter/Rotor	10	1/10	1/10	1/10	1/10	1/10	2/20
Tube							
Max Tube Dimensions (Ø x L mm)	38*120	29*105	29*120	22*110	17*121	17*121	16*82
Tube Type	Round bottom	Round bottom	Conical bottom	Round bottom	Round bottom	Conical bottom	Round bottom



Fixed-Angle Rotor



BE No.	BE12D7001
Type	Sealed
Max Capacity	8*50ml
Max RCF (xg)	38,460
Max Speed (rpm)	18,000

Adapter(Sets of 8) for BE12D7001



BE No.	No adapter needed	BE12JK003
Max Capacity (ml)	50	15
Tubes Per Adapter/Rotor	1/8	1/8
Tube		
Max Tube Dimensions (Ø x L mm)	29*105	17*121
Tube Type	Round bottom	Round bottom

Fixed-Angle Rotor



BE No.	BE12D6001
Type	Sealed, round bottom
Max Capacity	6*50ml
Max RCF (xg)	44,800
Max Speed (rpm)	20,000

Adapter(Sets of 6) for
BE12D6001



BE No.	No adapter needed	BE12JM003	BE12JL003
Max Capacity (ml)	50	30	15
Tubes Per Adapter/Rotor	1/6	1/6	1/6
Tube			
Max Tube Dimensions (Ø x L mm)	29*105	25*102	17*121
Tube Type	Round bottom	Round bottom	Round bottom

Fixed-Angle Rotor



BE No.	BE12D8001
Type	Sealed, conical bottom
Max Capacity	6*50ml
Max RCF (xg)	44,800
Max Speed (rpm)	20,000

Adapter(Sets of 6) for
BE12D8001



BE No.	No adapter needed	BE12JC002
Max Capacity (ml)	50	15
Tubes Per Adapter/Rotor	1/6	1/6
Tube		
Max Tube Dimensions (Ø x L mm)	29*120	17*121
Tube Type	Conical bottom	Conical bottom

Fixed-Angle Rotor



BE No.	BE12D3001
Type	Sealed
Max Capacity	12*15ml
Max RCF (xg)	28,618
Max Speed (rpm)	16,000



Tube for BE12D3001

Max Tube Capacity (ml)

15

Tubes per Rotor

12

Max Tube Dimensions (Ø x L mm)

17*121

Tube Type

Conical bottom



BE No.	BE12D2001
Type	Sealed
Max Capacity	16*10ml
Max RCF (xg)	47,400
Max Speed (rpm)	21,000



Tube for BE12D2001

Max Tube Capacity (ml)

10

Tubes per Rotor

16

Max Tube Dimensions (Ø x L mm)

16*82

Tube Type

Round bottom

Swing-Out Rotor



Swing-out Rotor Block



Round Bucket (Sets of 4)



BE No.	BE12FS001
Max. RCF (xg)	3,488
Max. speed (rpm)	4,000




BE No.	BE12G5000
Max. RCF (xg)	3,488
Max. speed (rpm)	4,000
Max Capacity (ml)	750
Bucket Type	Flat bottom

Adapter (Sets of 4) for BE12G5000



BE No.	No adapter needed	BE12J3003	BE12J4003	BE12J5003	BE12J6003	BE12J7003	BE12J8003	BE12J9003	BE12JA003
Max Capacity	750ml	500ml	250ml	4*100ml	7*50ml	16*15ml	23*10ml	31*5/7ml	56*1.5/2ml
Tubes Per Adapter/Rotor	4	1/4	1/4	4/16	7/28	16/64	23/92	31/124	56/224
Tube									
Max Tube Dimensions (Ø x L mm)	99*140	96*150	60*165	38*120	29*118	17*121	16*106	13*75/106	11*38
Tube Type	Flat bottom	Conical bottom	Conical bottom	Round bottom	Conical bottom	Conical bottom	Large blood collection tube (Ø16mm)	Short/long blood collection tube	Conical/ Round bottom

Swing-Out Rotor



Swing-out Rotor Block

BE No.	BE12FS001
Max. RCF (xg)	3,488
Max. speed (rpm)	4,000




Square Bucket (Sets of 4)

BE No.	BE12HB000
Max. RCF (xg)	3,488
Max. speed (rpm)	4,000
Max Capacity	-
Bucket Type	Flat bottom

Adapter(Sets of 4) for BE12HB000

				
BE No.	BE12JB003	BE12JC003	BE12JD003	BE12JE003
Max Capacity	9*50ml	20*15ml	30*10ml	39*5/7ml
Tubes Per Adapter/Rotor	9/36	20/80	30/120	39/156
Tube				
Maximum Tube Dimensions (Ø x L mm)	29*118	17*121	16*106	13*75/106
Tube Type	Conical bottom	Conical bottom	Large blood collection tube (Ø16mm)	Short/long blood collection tube

Swing-Out Rotor



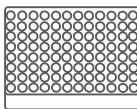
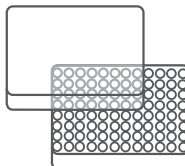
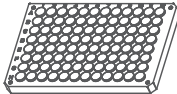
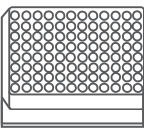
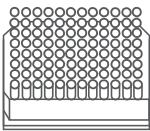
Swing-out Rotor Block

BE No.	BE12FS001
Max. RCF (xg)	3,488
Max. speed (rpm)	4,000

Rectangular Bucket (Sets of 4)

BE No.	BE12HC000
Max. RCF (xg)	3,148
Max. speed (rpm)	4,000
Max Capacity	-
Bucket Type	Rectangular bottom Max height 60mm

Plates for BE12HC000

					
Plates per bucket/rotor	4/16	3/12	3/12	1/4	1/4
W*D*H (mm)	128*86*15	128*86*17.5	128*86*20	128*86*44.5	128*86*60
Plate Type	MTP (without lid)	MTP (with lid)	PCR plate 96-fold	DWP	Filter plate

04

Floor-Standing Large-Capacity Refrigerated Centrifuge

LX-100L1000R



NEW



LX-100L1000R

Floor-Standing Large-Capacity Refrigerated Centrifuge

Scope of Application

Haier Biomedical LX-100L1000R is a conventional centrifuge designed for biopharmaceuticals with large capacity 6L, which is widely used in fields such as biopharmaceuticals and academic research. It plays an important role in the processes of protein collection, separation, and purification for samples like macromolecular proteins and bacteria.



Product Features



Satisfy the changing application requirements that extend from academic research to production facilities. Offer up to 18,590 x g of centrifugal force and a maximum capacity of 6 liters



Automatic radio-frequency rotor identification (RFID) that enables immediate identification of a rotor once it is securely placed in the centrifuge chamber, avoid over-speed, reduce error messages, and enhance the safety



Optimized multi-layer shock absorption technology makes the sound level ≤ 63 (dB (A))



Low center of gravity design, amplitude less than 0.02mm, ensuring stable operation and good centrifugal effect

Product Parts



Dual self-lock design to ensure safe operation



Dual gas springs with safety protection



4 universal casters and 4 levelling feet allows for easy movement and locks safely into place




Emergency lid release, pry out the white plastic plug on the side plate with a tool and pull the attached release cord to open the lid



316 stainless steel centrifuge chamber is rust-free and easy to clean



USB port for exporting operation record including speed, time and temperature, operation curve with alarm messages etc



Triple-layer construction to ensure safe use

Extensive Rotor Portfolio

Offering 6*1000ml, 6*500ml fixed-angle rotor with carbon fiber/aluminum alloy for option, and a variety of adapters available, which can accommodate tubes and bottles from 1.5 ml to 1 L



- The high-efficiency carbon fiber rotor achieves the maximum centrifugal force, faster acceleration and deceleration times, and greatly improves centrifugal efficiency
- Corrosion resistance and high strength can ensure the security and durability of the rotor
- The service life can reach up to 15 years



- High-strength, aero-aluminum rotor, which is acid and alkali corrosion-resistant, greatly increases the service life
- A comprehensive adapter portfolio, which is compatible with 500ml, 250ml, 100ml, 50ml, 15ml, 10ml, 5ml tubes and bottles
- The safe usage times can reach up to 50,000

Intuitive Interface



The 7-inch 45° glove-friendly touchscreen, the wide viewing angle more comfortable and practical for users of all heights



Easily monitor the display of set and actual run conditions with enlarged track bar during the run for clear visibility, which ensures the operator can see them from a distance



The speed, centrifugal force, time and temperature can be changed by user during the centrifugation process



Further enhanced with access controls such as user login with password protection, the independent program data of each user is managed separately



Quick recall of up to 1000+ programs with alpha-numeric naming to minimize time between runs and for quick run start by routine users



11 acceleration + 12 deceleration stages





Enhanced Safety



Real time loading imbalance detection and intelligent lid locking monitoring, immediate shutdown protection in case of imbalance or lid opening



Multiple alarms including abnormal voltage alarm, high temperature alarm, overspeed alarm, load imbalance alarm, rotor absent alarm, brake abnormal alarm, rotor life reminder alarm, and other alarm functions



Adopting $\Phi 80\text{mm}$ adjustable foot for more stable installation



Fully covered steel plate protective sleeve and 12mm steel shell



Use of brushless induction motors to provide maintenance-free operation, eliminating carbon particle emissions



Technical Data

Model	LX-100L1000R
Max Capacity	6*1000ml
Speed Range (rpm)	500-10,000
Max RCF (xg)	18,590
Speed Accuracy (rpm)	± 10
Time Setting Range	1min-99h59m59s (1-second increment)
Precooling Function	Yes
Temperature Setting Range (°C)	-20~40, adjustable to 1
Display	7 inch touch screen
Noise (dB (A))	≤ 63
Power Supply (V/Hz)	400V 3N-50/60Hz
Power (W)	8800
Exterior Dimensions (W*D*H) (mm)	740*920*990
Lid Opening Height (mm)	1720
Net Weight (kg)	380
Packing Dimensions (W*D*H) (mm)	940*1150*1270
Gross Weight (kg)	475
Certification	CE



Fixed-Angle Rotor



BE No.	BE12DW000
Type	Sealed
Max Capacity	6*1000ml
Max RCF (xg)	14,472
Max Speed (rpm)	8,000



BE No.	BE12DY000
Type	Carbon fiber, Sealed
Max Capacity	6*1000ml
Max RCF (xg)	16,660
Max Speed (rpm)	8,600

Adapter (Sets of 6) for
BE12DW000, BE12DY000



BE No.	No adapter needed	BE12JP002	BE12JQ002	BE12JR002	BE12JS002
Max Capacity	1000ml	500ml	250ml	6*50ml	5*50ml
Tubes per adapter/rotor	6	1/6	1/6	6/36	5/30
Tube					
Max Tube Dimensions (Ø x L mm)	97.5*196	69.5*170	62*123	29*105	29*120
Tube Type	Flat bottom	Flat bottom	Flat bottom	Round bottom	Conical bottom

Fixed-Angle Rotor



BE No.	BE12DW000
Type	Sealed
Max Capacity (ml)	6*500
Max RCF (xg)	17,700
Max Speed (rpm)	10,000



BE No.	BE12DY000
Type	Carbon fiber, Sealed
Max Capacity	6*500ml
Max RCF (xg)	18,590
Max Speed (rpm)	10,000

Adapter (Sets of 6) for
BE12DX000, BE12DZ000



BE No.	No adapter needed	BE12JT002	BE12JU002	BE12JV002	BE12JW002
Max Capacity	500ml	250ml	100ml	2*50ml	2*50ml
Tubes per adapter/rotor	6	1/6	1/6	2/12	2/12
Tube					
Max Tube Dimensions (Ø x L mm)	69.5*170	62*123	38*120	29*105	29*120
Tube Type	Flat bottom	Flat bottom	Round bottom	Round bottom	Conical bottom

Adapter (Sets of 6) for
BE12DX000, BE12DZ000



BE No.	BE12JX002	BE12JY002	BE12JZ002	BE12J0003	BE12J1003
Max Capacity	4*30ml	7*15ml	8*10ml	10*5ml	14*1.5/2ml
Tubes per adapter/rotor	4/24	7/42	8/48	10/60	14/84
Tube					
Max Tube Dimensions (Ø x L mm)	25*102	17*121	16*82	13*54	11*38
Tube Type	Round bottom	Conical bottom	Round bottom	Round bottom	Conical/Round bottom

Benchtop High-Speed Refrigerated Microcentrifuge

Scope of Application

It is widely used in fields such as life sciences, biology, medical research, pharmaceuticals, geology, agriculture and forestry, petrochemicals, light industry, and metal particles, for rapid separation and extraction of trace samples. It also serves as IVD lab equipment for separating human blood, used in diagnostic tests like hematological, immunological screening, and cardiovascular assessment.

LX-165T2R

Product Features

- Short pre-cooling time of only 5minutes from room temperature to 4°C
- Fast sample processing at maximum speeds of up to 16,500 rpm (25,872 x g)
- Precise temperature and centrifugal speed control ensures optimal separation results
- Use of brushless induction motors to provide maintenance-free operation, eliminating carbon particle emissions
- Optimized sound design for low noise levels (≤52dB(A))
- Real time loading imbalance detection, immediate shutdown protection in case of imbalance
- Automatic radio-frequency rotor identification (RFID) and rotor life monitoring for maximum operational safety

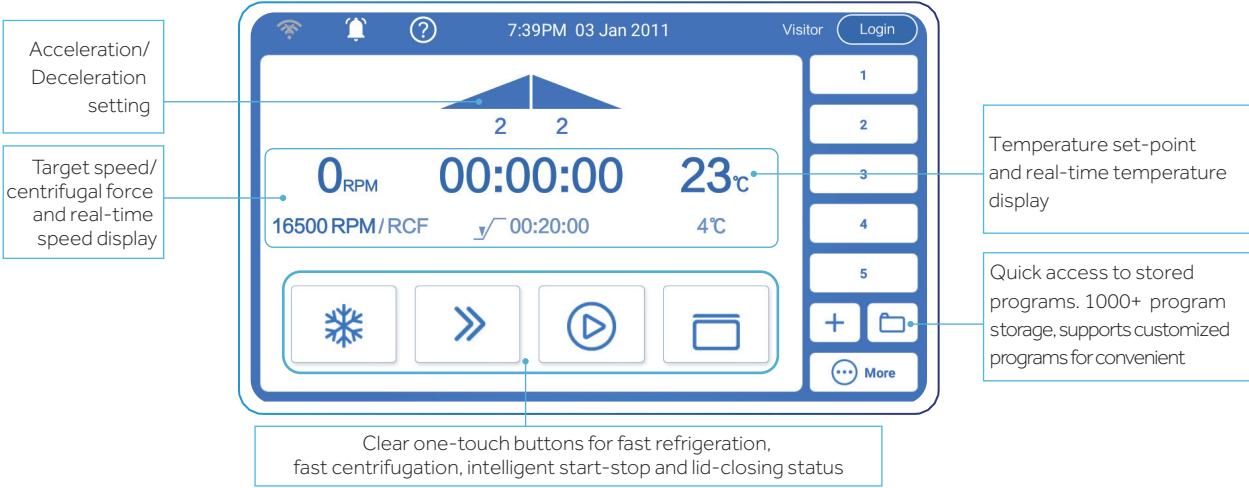
Intuitive Interface

- The 7-inch 45 ° glove-friendly touchscreen, the wide viewing angle more comfortable and practical for users of all heights
- Further enhanced with access controls such as user login with password protection, the independent program data of each user is managed separately
- Quick recall of up to 1000+ programs with alpha-numeric naming to minimize time between runs and for quick run start by routine users
- The speed, centrifugal force, time and temperature can be changed by user during the centrifugation process
- 2 acceleration + 3 deceleration stages

05

Benchtop High-Speed Refrigerated Microcentrifuge

LX-165T2R



Product Parts




Intelligent lid locking monitoring and automatic self-locking to ensure safe operation



Viewing port in the lid for observing the operating condition of the rotor



Drainage tray to prevent internal water accumulation and improve corrosion resistance



Triple-layer construction to ensure safe use



316 stainless steel centrifuge chamber is rust-free and easy to clean



Emergency lid release, pry out the white plastic plug on the side plate with a tool and pull the attached release cord at least 7 times to open the lid



USB port for exporting operation record including speed, time and temperature, operation curve with alarm messages etc.

Specifications

Model	Maximum Capacity	Speed Range(rpm)	Max RCF(xg)	Speed Accuracy (rpm)	Time Setting Range	Precooling Function	Temperature Setting Range(°C)	Display	
LX-165T2R	12*10 ml	500-16,500	25,872	±10	1s~99h59m59s (1-second increment)	Yes	-20~40, adjustable to 1	7 inch touch screen	
Noise Level dB(A)		Power Supply (V/Hz)	Power(W)	Exterior Dimensions (W*D*H)(mm)		Net Weight (kg)	Packing Dimensions (W*D*H)(mm)	Gross Weight(kg)	Certifications
≤52		220-240/50/60	480	340*625*248		34	425*795*430	48	CE

Fixed-Angle Rotor



BE No.	BE12C0Z00	BE11D0Z00	BE12D0Z00	BE12E0Z00	BE12DR000
Type	Plastic cover	Sealed	Sealed	Sealed	Sealed
Max Capacity	24*1.5/2ml	24*1.5/2ml	12*5ml	4*8*0.2ml	12*10ml
Max RCF (xg)	25,872	21,382	21,407	18,891	2,753
Max Speed (rpm)	16,500	15,000	15,000	15,000	5,000
Tubes per Rotor	24	24	12	4	12
Tube					
Max Tube Capacity (ml)	1.5/2	1.5/2	5	0.2 ml 8-strip PCR	10
Max Tube Dimensions (Ø x L mm)	11*38	11*38	13.5*75	6*18	15*106
Tube Type	Round /Conical bottom	Round /Conical bottom	Round bottom	PCR	Large blood collection tube (Ø15mm)

Adapter(Sets of 50) for BE12DR000

BE No.	BE12JN001
Max Capacity (ml)	5
Tube	
Max Tube Dimensions (Ø x L mm)	13*75
Tube Type	Short blood collection tube

*Haier Biomedical also can provide 0.2ml adapter (sets of 24) (BE12J2003),0.5ml adapter (sets of 24) (BE12JN002) for 1.5/2ml tube rotor

Benchtop High-Speed Microcentrifuge

Scope of Application

It is widely used in fields such as life sciences, biology, medical research, pharmaceuticals, geology, agriculture and forestry, petrochemicals, light industry, and metal particles, for rapid separation and extraction of trace samples. It also serves as IVD lab equipment for separating human blood, used in diagnostic tests like hematological, immunological screening, and cardiovascular assessment.



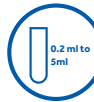
LX-165T2-J



Product Features



Fast sample processing at maximum speeds of up to 16,500rpm (25,872xg)



Compact footprint with a wide array of microcentrifuge tubes from 0.2 to 5 ml



Use of brushless induction motors to provide maintenance-free operation, eliminating carbon particle emissions



Automatic rotor identification with over speed protection



Optimized sound design for low noise levels ($\leq 58\text{dB(A)}$)



Real time loading imbalance detection, immediate shutdown protection in case of imbalance



Intuitive Interface



LED keypad and control knob for easy operation, the wide viewing angle more comfortable and practical for users of all heights



Quick recall of up to 99 programs for quick run start by routine users



2 acceleration + 3 deceleration stages



The speed, centrifugal force, time and temperature can be changed by user during the centrifugation process.

06

Benchtop High-Speed Microcentrifuge

LX-165T2-J



Specifications

Model	Maximum Capacity	Speed Range (rpm)	Max RCF(xg)	Speed Accuracy (rpm)	Time Setting Range	Display
LX-165T2-J	12*5 ml	500-16,500	25,872	±10	1s-99h/59min (1s/1min increment)	LED

Noise Level dB(A)	Power Supply (V/Hz)	Power(W)	Exterior Dimensions (W*D*H)(mm)	Lid Opening Height(mm)	Net Weight (kg)	Packing Dimensions (W*D*H)(mm)	Gross Weight(kg)	Certifications
≤58	220~240/50/60	230	270*375*252	526	18	375*560*370	20	CE

Fixed-Angle Rotor



BE No.	BE12C5Z00	BE12C4Z00	BE12D4Z00	BE12E4Z00
Type	Plastic cover	Sealed	Sealed	Sealed
Max Capacity	24*1.5/2ml	24*1.5/2ml	12*5ml	4*8*0.2ml
Max RCF (xg)	25,872	21,382	21,407	18,891
Max Speed (rpm)	16,500	15,000	15,000	15,000
Tubes per Rotor	24	24	12	4
Tube				
Max Tube Capacity (ml)	1.5/2	1.5/2	5	0.2 ml 8-strip PCR
Max Tube Dimensions (Ø x L mm)	11*38	11*38	13.5*75	6*18
Tube Type	Round /Conical bottom	Round /Conical bottom	Round bottom	PCR

*Haier Biomedical also can provide 0.2ml adapter (sets of 24) (BE12J2003),0.5ml adapter (sets of 24) (BE12JN002) for 1.5/2ml tube rotor

Product Parts



Patented anti-seismic door lock. In case of abnormal vibration, the cover can be locked reliably



Triple-layer construction to ensure safe use



Emergency lid release, pry out the white plastic plug on the side plate with a tool and pull the attached release cord to open the lid



Unique air duct structure design, the heat inside the centrifugal chamber can dissipate quickly



316 stainless steel centrifuge chamber is rust-free and easy to clean

Benchtop Multipurpose Refrigerated Centrifuge

Scope of Application

It is widely used in fields such as life sciences, biology, medical research, pharmaceuticals, geology, agriculture and forestry, petrochemicals, light industry, and metal particles, for rapid separation and extraction of trace samples.

It also serves as IVD lab equipment for separating human blood, used in diagnostic tests like hematological, immunological screening, and cardiovascular assessment.



LX-155T500R

Product Features



Short pre-cooling time and precise temperature control performance



Optimized sound design for low noise levels ($\leq 55\text{dB(A)}$)



Wide range of rotors for application flexibility, compatible with tubes/bottles from 0.2 ml to 500ml



Automatic radio-frequency rotor identification (RFID) with over speed protection



Use of brushless induction motors to provide maintenance-free operation, eliminating carbon particle emissions



Real time loading imbalance detection, immediate shutdown protection in case of imbalance



ECO shut-off function reduce energy consumption and extend compressor life



Each rotor use frequency monitoring to guarantee maximum operational safety

07

Benchtop Multipurpose Refrigerated Centrifuge

LX-155T500R

Intuitive Interface



9 acceleration+ 10 deceleration stages



Equipped with user login and password protection, ensuring individualized program data management for each user



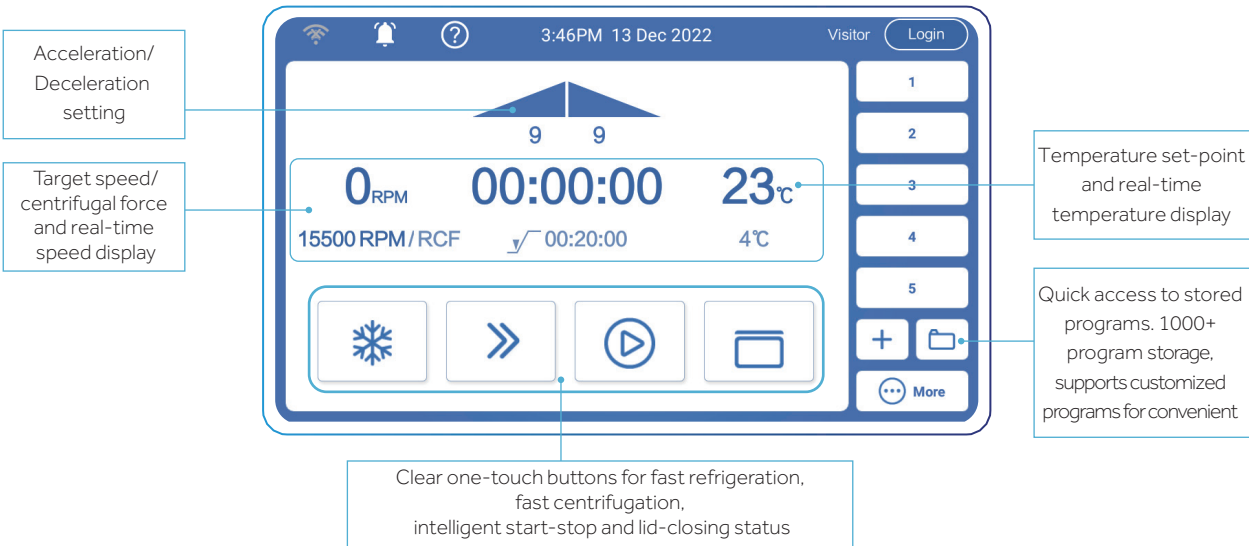
Quick recall feature for over 1000+ programs, minimizing time between runs and facilitating quick starts for routine users



The speed, centrifugal force, time and temperature can be changed by user during the centrifugation process



The 7-inch 45°glove-friendly touchscreen, the wide viewing angle more comfortable and practical for users of all heights



Product Parts



Intelligent lid locking monitoring and automatic self-locking to ensure safe operation



Gas springs with safety protection



Drainage tray to prevent internal water accumulation and improve corrosion resistance



Triple-layer construction to ensure safe use



316 stainless steel centrifuge chamber is rust-free and easy to clean



Emergency lid release, pry out the white plastic plug on the side plate with a tool and pull the attached release cord at least 7 times to open the lid



USB port for exporting operation record including speed, time and temperature, operation curve with alarm messages etc



Key Features of Quick-Flip Biocontainment Safety Lids

- ◎ **Quick-Flip Hinge Design**
Our hinged lids do not need to be removed from the rotor. Just a quick flip gives you fast access to your samples
- ◎ **Low-Pressure Closing Clip**
The simple low-pressure clip offers a secure closure with an audible “click” and visual cues, enhancing safety and replacing multi-turn screw caps or complex lever systems
- ◎ **Ambidextrous & Glove-Friendly**
Designed for ease of use, our lids can be operated with either hand and are glove-friendly, ensuring seamless operation
- ◎ **Premium Polymer Construction**
Made from Polyetherimide (PEI), our lids provide excellent chemical resistance, transparency, and durability
- ◎ **Certified Safety and Reliability**
Independently tested and certified per IEC-61010 Section 2-020 Annex AA, ensuring top-level safety and performance




Choose our Quick-Flip biocontainment safety lids for innovative, safe, and durable lab solutions

Specifications

Model	Maximum Capacity	Speed Range (rpm)	Max RCF(xg)	Speed Accuracy (rpm)	Time Setting Range	Precooling Function	Temperature Setting Range(°C)	Display
LX-155T500R	4*500 ml	500 ~15,500	26,322	±10	1s ~ 99h59m59s (1-second increment)	Yes	-20 ~40, adjustable to 1	7 inch touch screen

Noise Level dB(A)	Power Supply (V/Hz)	Power(W)	Exterior Dimensions (W*D*H)(mm)	Lid Opening Height(mm)	Net Weight (kg)	Packing Dimensions (W*D*H)(mm)	Gross Weight(kg)	Certifications
≤55	220-240/50/60	1200	658*673*358	860	112	741*799*555	133	CE

Fixed-Angle Rotor



BE No.	BE12C9000	BE12CE000	BE12C7000	BE12DS000	BE12DT000	BE12DU000
Type	Sealed	Sealed	Sealed	Sealed	Sealed	Sealed
Max Capacity	24*1.5/2ml	30*1.5/2ml	48*1.5/2ml	12*10ml	12*15ml	6*50ml
Max RCF (xg)	23,100	26,322	22,132	16,071	21,912	17,065
Max Speed (rpm)	15,500	15,500	14,000	12,500	14,000	12,000
Max Tubes Per Rotor	24	30	48	12	12	6
Tube						
Max Tube Capacity (ml)	1.5/2	1.5/2	1.5/2	10	15	50
Max Tube Dimensions (Ø x L mm)	11*38	11*38	11*38	16*86	17*121	29*105
Tube Type	Round /Conical bottom	Round /Conical bottom	Round /Conical bottom	Round bottom	Conical bottom	Round bottom

*Haier Biomedical also can provide 0.2ml adapter (sets of 24) (BE12J2003),0.5ml adapter (sets of 24) (BE12JN002) for 1.5/2ml tube rotor



BE No.	BE12DB000	BE12E5000	BE12DF000	BE12DG000	BE12DE000
Type	Sealed	Sealed	Steel sleeves	Steel sleeves	Steel sleeves
Max Capacity	6*50ml	12*8*0.2ml	42*15ml	12*50(15)ml	10*100ml
Max RCF (xg)	16,421	14,892	4,472	4,640	3,350
Max Speed (rpm)	12,000	12,000	5,000	5,000	4,500
Max Tubes Per Rotor	6	12	42	12pcs(50ml) 12pcs(15ml)	10
Tube					
Max Tube Capacity (ml)	50	0.2 ml 8-strip PCR	15	50(15)	100
Max Tube Dimensions (Ø x L mm)	29*118	6*18	17*121	29*118 17*121	41*120
Tube Type	Conical bottom	PCR	Round/Conical bottom	Round/Conical bottom	Round bottom


Adapter(Sets of 6) for BE12DB000

BE No.	BE12JC002
Max Capacity (ml)	15
Tube	
Max Tube Dimensions (Ø x L mm)	17*121
Tube Type	Conical bottom





Swing-Out Rotor




Swing-Out Rotor
with Round Buckets

Swing-Out
Rotor Block



BE No.	BE12FJ001
Max. RCF (xg)	3,184
Max. speed (rpm)	4,000

Round Bucket
(Sets of 4)



BE No.	BE12G0000
Max Capacity(ml)	500
Bucket Type	Flat bottom



Swing-Out Rotor with
Biocontainment Round
Buckets

Swing-Out
Rotor Block



BE No.	BE12FJ001
Max. RCF (xg)	3,184
Max. speed (rpm)	4,000

Round Bucket &
Lid (sets of 4)



BE No.	BE12G8000	BE12J2004
Max Capacity (ml)	500	NA
Bucket Type	Flat bottom	NA

Adapter (Sets of 4)
for BE12G0000, BE12G8000



BE No.	No Adapter Needed	BE12JP001	BE12FG001	BE12FF001	BE12JS001
Max Capacity	500ml	250ml	225ml	100ml	4*50ml
Tubes Per Adapter/Rotor	4	1/4	1/4	1/4	4/16
Tube					
Max Tube Dimensions (Ø x L mm)	80*136	62*123	60*136	38*120	29*118
Tube Type	Flat bottom	Flat bottom	Conical bottom	Round bottom	Conical bottom


*Haier Biomedical also can provide 0.2ml adapter (sets of 24) (BE12J2003), 0.5ml adapter (sets of 24) (BE12JN002) for 1.5/2ml tube rotor

Adapter (Sets of 4)
for BE12G0000, BE12G8000



BE No.	BE12JR001	BE12JQ001	BE12JD002	BE12JE002
Max Capacity	10*15ml	14*10ml	19*7/5ml	30*1.5/2ml
Tubes Per Adapter/Rotor	10/40	14/56	19/76	30/120
Tube				
Maximum Tube Dimensions (Ø x L mm)	17*121	16*106	13*75/106	11*38
Tube Type	Conical bottom	Large blood collection tube (Φ 16mm)	Short/Long blood collection tube	Round/Conical bottom

*Haier Biomedical also can provide 0.2ml adapter (sets of 24) (BE12J2003), 0.5ml adapter (sets of 24) (BE12JN002) for 1.5/2ml tube rotor



Swing-Out Rotor
with Plate Buckets

Swing-Out
Rotor Block



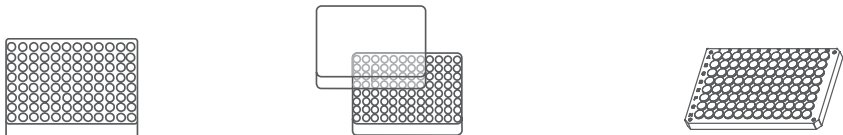
Plate Bucket
(Sets of 4)



BE No.	BE12FJ001
Max. RCF (xg)	2,612
Max. speed (rpm)	4,000

BE No.	BE12H5000
Max Capacity	1 plate
Bucket Type	Rectangular bottom


Plates for
BE12H5000



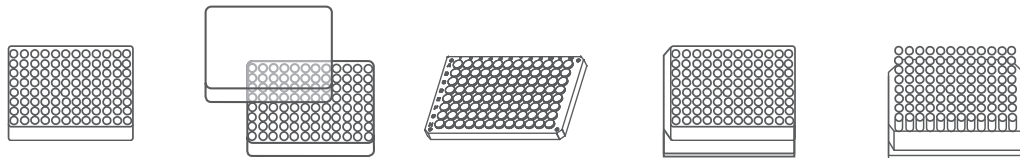
Plates per rotor	4	4	4
W*D*H (mm)	128*86*15	128*86*17.5	128*86*20
Plate Type	MTP (without lid)	MTP (with lid)	PCR plate 96-fold

Plate Swing-out Rotor

BE No.	BE12FQZ01
Max. RCF (xg)	2,381
Max. Speed (rpm)	4,000
Max Capacity	-
Bucket Type	Rectangular bottom Max height 60mm



Plates for
BE12FQZ01



Plates per bucket/rotor	4/8	3/6	3/6	1/2	1/2
W*D*H (mm)	128*86*15	128*86*17.5	128*86*20	128*86*44.5	128*86*60
Plate Type	MTP (without lid)	MTP (with lid)	PCR plate 96-fold	DWP	Filter plate



08

Benchtop High-Speed
Refrigerated Centrifuge

LX-185T100R

Benchtop High-Speed Refrigerated Centrifuge









Scope of Application

It is widely used in fields such as life sciences, biology, medical research, pharmaceuticals, geology, agriculture and forestry, petrochemicals, light industry, and metal particles, for rapid separation and extraction of trace samples. It also serves as IVD lab equipment for separating human blood, used in diagnostic tests like hematological, immunological screening, and cardiovascular assessment.



LX-185T100R

Product Features

-  Wide range of rotors for application flexibility, compatible with tubes/bottles from 0.2 ml to 100ml
-  Short pre-cooling time and precise temperature control performance
-  Fast sample processing at maximum speeds of up to 18,500 rpm (30,130xg)
-  Use of brushless induction motors to provide maintenance-free operation, eliminating carbon particle emissions
-  Optimized sound design for low noise levels ($\leq 52\text{dB(A)}$)
-  Automatic radio-frequency rotor identification (RFID) with over speed protection
-  Each rotor use frequency monitoring to guarantee maximum operational safety
-  Real time loading imbalance detection, immediate shutdown protection in case of imbalance

Intuitive Interface



The 7-inch 45 ° glove-friendly touchscreen, the wide viewing angle more comfortable and practical for users of all heights



Further enhanced with access controls such as user login with password protection, the independent program data of each user is managed separately



Quick recall of up to 1000+ programs with alpha-numeric naming to minimize time between runs and for quick run start by routine users



The speed, centrifugal force, time and temperature can be changed by user during the centrifugation process



9 acceleration + 10 deceleration stages



Product Parts




Intelligent lid locking monitoring and automatic self-locking to ensure safe operation



Gas springs with safety protection



Drainage tray to prevent internal water accumulation and improve corrosion resistance



Triple-layer construction to ensure safe use



316 stainless steel centrifuge chamber is rust-free and easy to clean



Emergency lid release, pry out the white plastic plug on the side plate with a tool and pull the attached release cord at least 7 times to open the lid



USB port for exporting operation record including speed, time and temperature, operation curve with alarm messages etc







Specifications

Model	Maximum Capacity	Speed Range (rpm)	Max RCF(xg)	Speed Accuracy (rpm)	Time Setting Range	Precooling Function	Temperature Setting Range(°C)	Display
LX-185T100R	6*100 ml	500~18500	30,130	±10	1s~99h59m59s (1-second increment)	Yes	-20 ~ 40, adjustable to 1	7 inch touch screen

Noise Level dB(A)	Power Supply (V/Hz)	Power(W)	Exterior Dimensions (W*D*H)(mm)	Lid Opening Height(mm)	Net Weight (kg)	Packing Dimensions (W*D*H)(mm)	Gross Weight(kg)	Certifications
≤52	220-240/50/60	1200	420*680*330	860	57	508*806*528	73	CE







Fixed-Angle Rotor



BE No.	BE12DKZ00	BE12C6000	BE12CB000	BE12DJZ00	BE12CC000	BE12CA000
Type	Sealed	Sealed	Sealed	Sealed	Sealed	Sealed
Max Capacity	12*1.5/2ml	24*1.5/2ml	48*1.5/2ml	12*5ml	12*10ml	8*15ml
Max RCF (xg)	25,636	30,130	19,083	18,090	15,547	14,972
Max Speed (rpm)	18,500	17,500	13,000	16,000	12,500	12,000
Tubes per Rotor	12	24	48	12	12	8
Tube						
Max Tube Capacity (ml)	1.5/2ml	1.5/2ml	1.5/2ml	5ml	10ml	15ml
Max Tube Dimensions (Ø x L mm)	11*38	11*38	11*38	13.5*75	16*86	17*121
Tube Type	Round /Conical bottom	Round /Conical bottom	Round /Conical bottom	Round bottom	Round bottom	Conical bottom

*Haier Biomedical also can provide 0.2ml adapter (sets of 24) (BE12J2003),0.5ml adapter (sets of 24) (BE12JN002) for 1.5/2ml tube rotor



BE No.	BE12CD000	BE12DD000	BE12DLZ00	BE12DPZ00	BE12DMZ00	BE12DNZ00
Type	Sealed	Sealed	Sealed	Steel sleeve	Steel sleeve	Steel sleeve
Max Capacity	6*50ml	6*50ml	12*8*0.2ml	18*15ml	6*50/15ml	6*100ml
Max RCF (xg)	15,616	16,421	14,891	3,577	3,577	3,348
Max Speed (rpm)	12,000	12,000	12,000	5,000	5,000	4,800
Tubes per Rotor	6	6	12	18	6 pcs(50ml) 6 pcs(15ml)	6
Tube						
Max Tube Capacity (ml)	50	50	0.2ml 8-strip PCR	15	50(15)	100
Max Tube Dimensions (Ø x L mm)	29*105	29*118	6*18	17*121	29*118 17*121	41*120
Tube Type	Round bottom	Conical bottom	PCR	Round /Conical bottom	Round /Conical bottom	Round bottom

Adapter(Sets of 6) for BE12DD000


BE No.	BE12JC002
Max Capacity (ml)	15
Tube	
Max Tube Dimensions (Ø x L mm)	17*121
Tube Type	Conical bottom



Swing-Out Rotor




Swing-Out Rotor Block



BE No. BE12FD001

Max. RCF (xg)	3,347
Max. speed (rpm)	4,600


+



Bucket (Sets of 4)



BE No. BE12H1000

Max Capacity	5*10ml
Tubes per bucket/rotor	5/20
Tube	
Max Tube Dimensions (Ø x L mm)	16*106
Tube Type	Large blood collection tube (Φ 16mm)



Swing-Out Rotor Block



BE No. BE12FD001

Max. RCF (xg)	3,347
Max. speed (rpm)	4,600

+




Bucket (Sets of 4)



BE No. BE12H2000

Max Capacity	2*15ml
Tubes per bucket/rotor	2/8
Tube	
Max Tube Dimensions (Ø x L mm)	17*121
Tube Type	Conical bottom

Adapter (Sets of 50) for BE12H1000




BE No. BE12JN001

Max Capacity (ml)

5

Tube





Max Tube Dimensions (Ø x L mm)

13*75


Tube Type

Short blood collection tube






Swing-Out Rotor Block




BE No. BE12FD001

Max. RCF (xg)	3,347
Max. speed (rpm)	4,600


+




Bucket (Sets of 4)




BE No. BE12H3000

Max Capacity (ml)	50
Tubes per bucket/rotor	1/4
Tube	
Max Tube Dimensions (Ø x L mm)	29*118
Tube Type	Conical bottom



Swing-Out Rotor Block




BE No. BE12FD001

Max. RCF (xg)	3,347
Max. speed (rpm)	4,600

+

Bucket (Sets of 4)



BE No. BE12G7000 BE12J1004

Max Capacity (ml)	100	NA
Bucket Type	Flat bottom	NA



Swing-Out Rotor Block



BE No. BE12FD001

Max. RCF (xg)	3,347
Max. speed (rpm)	4,600

+


BD CPT Tube Bucket (Sets of 4)










BE No. BE12G6000

Max Capacity (ml)	8
Tubes per bucket/rotor	1/4
Tube	
Max Tube Dimensions (Ø x L mm)	16*130
Tube Type	Round bottom


Adapter(Sets of 4) for BE12G7000



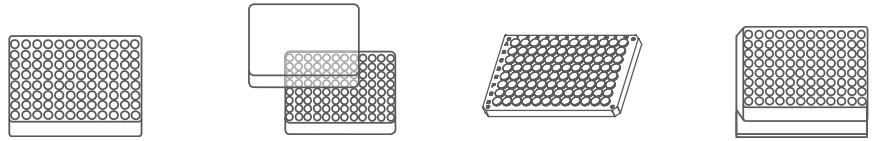
BE No.	BE12JU003	BE12JV003	BE12JW003*	BE12JX003	BE12JY003	BE12JZ003	BE12J0004
Max Capacity	100ml	50ml	2*15ml	15ml	4*10ml	4*5/7ml	4*1.5/2ml
Tubes per adapter/rotor	1/4	1/4	2/8	1/4	4/16	4/16	4/16
Tube							
Max Tube Dimensions (Ø x L mm)	41*120	29*118	17*121	17*121	16*106	13*75/106	11*38
Tube Type	Round bottom	Conical bottom	Conical bottom	Conical bottom	Large blood collection tube (Φ 16mm)	Short/Long blood collection tube	Round/Conical bottom

*During the use of this adapter, the biocontainment lid is in an unavailable state

BE No.	BE12FC001
Max. RCF (xg)	2,245
Max. speed (rpm)	4,500
Max Capacity	2 plates
Bucket Type	Rectangular bottom



Plates for BE12FC001



Plates per rotor	2	2	2	2
W*D*H (mm)	128*86*15	128*86*17.5	128*86*20	128*86*44.5
Plate Type	MTP (without lid)	MTP (with lid)	PCR plate 96-fold	DWP

09

Benchtop High-Speed Centrifuge

LX-185T100-J



LX-185T100-J

Benchtop High-Speed Centrifuge

Scope of Application

Mainly applied to the experimental processes of collecting, separating, and purifying samples such as cells, macromolecular proteins, body fluids, DNA/RNA, plasmids, and viruses. Widely used in universities, third party testing organizations, disease prevention, medical and health, biological pharmaceutical and other related fields.

Product Features

- Wide range of rotors for application flexibility, compatible with tubes/bottles from 0.2 ml to 100ml.
- Optimized sound design for low noise levels ($\leq 63\text{dB(A)}$).
- Fast sample processing at maximum speeds of up to 18,500 rpm (30,130 xg).
- Automatic rotor identification locks the maximum rotational speed to prevent overspeed operation.
- Use of brushless induction motors to provide maintenance-free operation, eliminating carbon particle emissions.
- Real time loading imbalance detection, immediate shutdown protection in case of imbalance.

Intuitive Interface

- LED keypad and control knob for easy operation, the wide viewing angle more comfortable and practical for users of all heights.
- 9 acceleration + 10 deceleration stages.
- Quick recall of up to 99 programs for quick run start by routine users.
- The speed, centrifugal force, time and temperature can be changed by user during the centrifugation process.

Target speed/centrifugal force/time
and real-time operation data display.

Screen lock
function to
prevent press
errors.



One key to recall stored
programs for more
convenient operation.

Acceleration/Decelera
tion rates.


Specifications

Model	Maximum Capacity	Speed Range (rpm)	Max RCF (xg)	Speed Accuracy (rpm)	Time Setting Range	Display	Noise dB (A)	Power Supply (V/Hz)
LX-185T100-J	6*100ml	500-18,500	30,130	±10	1s-99h/59min (1s/1min/increment)	LED	≤63	220-240/50/60


Power (W)	Exterior Dimensions (W*D*H) (mm)	Lid Opening Height (mm)	Net Weight (kg)	Packing Dimensions (W*D*H)(mm)	Gross Weight(kg)	Certification
500	440*600*346	795	47	495*670*380	51	CE




Patented anti-seismic door
lock. In case of abnormal
vibration, the cover can be
locked reliably.



Triple-layer construction to
ensure safe use.



Unique air duct structure
design, the heat inside the
centrifugal chamber can
dissipate quickly.




316 stainless steel
centrifuge chamber is
rust-free and easy to clean.









Dual gas springs for easy
door opening and with
safety protection.



Emergency lid release, pry
out the white plastic plug
on the side plate with a tool
and pull the attached
release cord to open the lid.



BE No.	BE12CK000	BE12CL000	BE12CH000	BE12DF001	BE12DH001	BE12DJ001
Type	Sealed	Sealed	Sealed	Sealed	Sealed	Sealed
Max Capacity	12*1.5/2ml	24*1.5/2ml	48*1.5/2ml	12*5ml	12*10ml	8*15ml
Max RCF (xg)	25,636	30,130	19,083	20,124	15,547	14,972
Max Speed (rpm)	18,500	17,500	13,000	15,000	12,500	12,000
Tubes per Rotor	12	24	48	12	12	8
Tube						
Max Tube Capacity (ml)	1.5/2ml	1.5/2ml	1.5/2ml	5ml	10ml	15ml
Max Tube Dimensions (Ø x L mm)	11*38	11*38	11*38	13.5*75	16*86	17*121
Tube Type	Round /Conical bottom	Round /Conical bottom	Round /Conical bottom	Round bottom	Round bottom	Conical bottom

Fixed-Angle Rotor



BE No.	BE12DG001	BE12DK001	BE12E6000	BE12DE001	BE12DD001	BE12DC001
Type	Sealed	Sealed	Sealed	Steel sleeve	Steel sleeve	Steel sleeve
Max Capacity	6*50ml	6*50ml	12*8*0.2ml	18*15ml	6*50/15ml	6*100ml
Max RCF (xg)	15,616	16,421	14,891	3,577	3,577	3,348
Max Speed (rpm)	12,000	12,000	12,000	5,000	5,000	4,800
Tubes per Rotor	6	6	12	18	6 pcs(50ml) 6 pcs(15ml)	6
Tube						
Max Tube Capacity (ml)	50ml	50ml	0.2ml 8-strip PCR	15ml	50(15)ml	100ml
Max Tube Dimensions (Ø x L mm)	29*105	29*118	6*18	17*121	29*118 17*121	41*120
Tube Type	Round bottom	Conical bottom	PCR	Round /Conical bottom	Round /Conical bottom	Round bottom

Adapter(Sets of 6) for BE12DK001

BE No.	BE12JC002
Max Capacity (ml)	15
Tube	
Max Tube Dimensions (Ø x L mm)	17*121
Tube Type	Conical bottom



Swing-Out Rotor Block

BE No.	BE12FR001
Max. RCF (xg)	3,347
Max. speed (rpm)	4,600

Bucket (Sets of 4)

BE No.	BE12H1000
Max Capacity	5*10ml
Tubes per bucket/rotor	5/20
Tube	
Max Tube Dimensions (Ø x L mm)	16*106
Tube Type	Large blood collection tube (Ø 16mm)

Adapter (Sets of 50) for BE12H1000

BE No.	BE12JN001
Max Capacity (ml)	5
Tube	
Max Tube Dimensions (Ø x L mm)	13*75
Tube Type	Small blood collection tube



Swing-Out Rotor Block

BE No.	BE12FR001
Max. RCF (xg)	3,347
Max. speed (rpm)	4,600

Bucket (Sets of 4)

BE No.	BE12H2000
Max Capacity	2*15ml
Tubes per bucket/rotor	2/8
Tube	
Max Tube Dimensions (Ø x L mm)	17*121
Tube Type	Conical bottom

Swing-Out Rotor



Swing-Out Rotor Block

BE No. BE12FR001

Max. RCF (xg)	3,347
Max. speed (rpm)	4,600



Bucket (Sets of 4)

BE No. BE12H3000

Max Capacity (ml)	50
Tubes per bucket/rotor	1/4
Tube	
Max Tube Dimensions (Ø x L mm)	29*118
Tube Type	Conical bottom



Swing-Out Rotor Block

BE No. BE12FR001

Max. RCF (xg)	3,347
Max. speed (rpm)	4,600











Bucket (Sets of 4)

BE No. BE12G7000 BE12J1004

Max Capacity (ml)	100	NA
Bucket Type	Flat bottom	NA


Adapter(Sets of 4) for BE12G7000



BE No.	BE12JU003	BE12JV003	BE12JW003*	BE12JX003	BE12JY003	BE12JZ003	BE12J0004
Max Capacity	100ml	50ml	2*15ml	15ml	4*10ml	4*5/7ml	4*1.5/2ml
Tubes per adapter/rotor	1/4	1/4	2/8	1/4	4/16	4/16	4/16
Tube							
Max Tube Dimensions (Ø x L mm)	41*120	29*118	17*121	17*121	16*106	13*75/106	11*38
Tube Type	Round bottom	Conical bottom	Conical bottom	Conical bottom	Large blood collection tube (Φ16mm)	Short/long blood collection tube	Round/Conical bottom

*During the use of this adapter, the biocontainment lid is in an unavailable state.


Swing-Out Rotor



Swing-Out Rotor Block


BE No. BE12FR001

Max. RCF (xg)	3,347
Max. speed (rpm)	4,600



BD CPT tube bucket (sets of 4)

BE No. BE12G6000

Max Capacity (ml)	8
Tubes per bucket/rotor	1/4
Tube	
Max Tube Dimensions (Ø x L mm)	16*130
Tube Type	Round bottom

BE No.	BE12CJ000
Max. RCF (xg)	2,245
Max. speed (rpm)	4,500
Max Capacity	2 plates
Bucket Type	Rectangular bottom


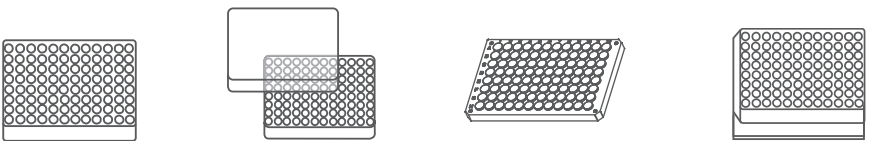


Plate Swing-Out Rotor

Plates for BE12CJ000



Plates per rotor	2	2	2	2
W*D*H (mm)	128*86*15	128*86*17.5	128*86*20	128*86*44.5
Plate Type	MTP (without lid)	MTP (with lid)	PCR plate 96-fold	DWP

Benchtop Low-Speed Centrifuge

Scope of Application



LX-60T100-J

It is widely used in fields such as life sciences, biology, medical research, pharmaceuticals, geology, agriculture and forestry, petrochemicals, light industry, and metal particles, for rapid separation and extraction of trace samples.

It also serves as IVD lab equipment for separating human blood, used in diagnostic tests like hematological, immunological screening, and cardiovascular assessment.

Product Features



Offer a compact footprint and compatible with 5ml, 10ml, 15ml, 50ml or 100ml sample tube, small and large blood collection tubes



Use of brushless induction motors to provide maintenance-free operation, eliminating carbon particle emissions



Optimized sound design for low noise levels ($\leq 56\text{dB(A)}$)



Automatic rotor identification with over speed protection



Real time loading imbalance detection, immediate shutdown protection in case of imbalance

10

Benchtop Low-Speed Centrifuge

LX-60T100-J

Intuitive Interface



LED keypad and control knob for easy operation , the wide viewing angle more comfortable and practical for users of all heights




Quick recall of up to 99 programs for quick run start by routine users



9 acceleration + 10 deceleration stages



The speed, centrifugal force, time and temperature can be changed by user during the centrifugation process



Target speed/centrifugal force/time and real-time operation data display

Screen lock function to prevent press errors

One key to recall stored programs for more convenient operation

Acceleration/Deceleration rates

Product Parts



Patented anti-seismic door lock. In case of abnormal vibration, the cover can be locked reliably



Unique air duct structure design, the heat inside the centrifugal chamber can dissipate quickly



Gas springs with safety protection



316 stainless steel centrifuge chamber is rust-free and easy to clean



Triple-layer construction to ensure safe use



Emergency lid release, pry out the white plastic plug on the side plate with a tool and pull the attached release cord to open the lid




Specifications

Model	Maximum Capacity	Speed Range (rpm)	Max RCF(xg)	Speed Accuracy (rpm)	Time Setting Range	Display	Noise Level dB(A)	Power Supply (V/Hz)
LX-60T100-J	6*100ml	500~6,000	4749	±10	1s-99h/59min (1s/1min increment)	LED	≤56	220-240/50/60
Power(W)	Exterior Dimensions (W*D*H)(mm)	Lid Opening Height (mm)	Net Weight (kg)	Packing Dimensions (W*D*H)(mm)	Gross Weight (kg)	Certifications		
175	340*447*281	627	25	441*544*421	28	CE		



Fixed-Angle Rotor



BE No.	BE11D6000	BE11D5000	BE11DT000	BE11D7000	BE12D6000	BE11DU000
Type	Steel sleeve	Steel sleeve	Steel sleeve	Steel sleeve	Steel sleeve	Steel sleeve
Max Capacity	6*50(15)ml	12*15ml 12*10ml	18*15ml	6*100ml	12*10ml	36*10ml
Max RCF (xg)	3,578	4,749	3,578	3,349	2,683	2,465
Max Speed (rpm)	5,000	6,000	5,000	4,800	5,000	4,200
Max Tubes Per Rotor	6 pcs(50ml) 6 pcs(15ml)	12	18	6	12	36
Tube						
Max Tube Capacity (ml)	50&15ml	15 10ml blood tube	15	100	10	10
Max Tube Dimensions (Ø x L mm)	29*118 17*121	17*121 16*106	17*121	41*120	15*106	15*106
Tube Type	Round/Conical bottom	Round/Conical bottom Large blood collection tube (Φ16mm)	Round/Conical bottom	Round bottom	Large blood collection tube (Φ15mm)	Large blood collection tube (Φ 15mm)

Adapter(Sets of 50) for BE12D6000, BE11DU000

BE No.	BE12JN001
Max Capacity (ml)	5
Tube	
Max Tube Dimensions (Ø x L mm)	13*75
Tube Type	Small blood collection tube



Swing-Out Rotor

Swing-Out Rotor Block		Bucket (Sets of 4)	
BE No.	BE12F2001	+	BE No. BE12H8000
Max. RCF (xg)	2,770		Max Capacity
Max. speed (rpm)	4,200		1*15ml 2*10ml 2*5ml
			Tubes per bucket/rotor
			15ml(1/4),10ml(2/8) 5ml(2/8)
			Tube
			Max Tube Dimensions (Ø x L mm)
			17*121 16*106 13*75
			Tube Type
			15ml(Conical bottom) 10ml/5ml(Round bottom)



Swing-Out Rotor Block

BE No. BE12F2001

Max. RCF (xg) 2,770

Max. speed (rpm) 4,200

+

Bucket (Sets of 4)



BE No. BE12H1000

Max Capacity 5*10ml

Tubes per bucket/rotor 5/20

Tube 

Max Tube Dimensions (Ø x L mm) 16*106

Tube Type Large blood collection tube (Ø16mm)



Swing-Out Rotor Block

BE No. BE12F2001

Max. RCF (xg) 2,770

Max. speed (rpm) 4,200

+

Bucket (Sets of 4)



BE No. BE12H3000

Max Capacity (ml) 50


Tubes per bucket/rotor 1/4

Tube 

Max Tube Dimensions (Ø x L mm) 29*118

Tube Type Conical bottom

Adapter(Sets of 50) for BE12H1000

BE No.	BE12JN001
Max Capacity (ml)	5
Tube	
Max Tube Dimensions (Ø x L mm)	13*75
Tube Type	Small blood collection tube





Swing-Out Rotor Block

BE No. BE12F2001

Max. RCF (xg) 2,770

Max. speed (rpm) 4,200

+

Bucket (Sets of 4)



BE No. BE12H2000

Max Capacity 2*15ml

Tubes per bucket/rotor 2/8

Tube 


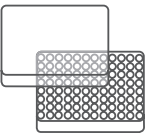
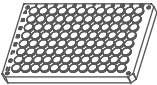
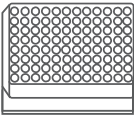
Max Tube Dimensions (Ø x L mm) 17*121

Tube Type Conical bottom

BE No.	BE12F3001
Max. RCF (xg)	2,130
Max. speed (rpm)	4,200
Max Capacity	2 plates
Bucket Type	Rectangular bottom



Plate Swing-out Rotor

Plates for BE12F3001				
Plates per rotor	2	2	2	2
W*D*H (mm)	128*86*15	128*86*17.5	128*86*20	128*86*44.5
Plate Type	MTP (without lid)	MTP (with lid)	PCR plate 96-fold	DWP



LX-60T500-J

Benchtop Low-Speed Large-Capacity Centrifuge

Scope of Application

It is widely used in fields such as life sciences, biology, medical research, pharmaceuticals, geology, agriculture and forestry, petrochemicals, light industry, and metal particles, for rapid separation and extraction of trace samples.

It also serves as IVD lab equipment for separating human blood, used in diagnostic tests like hematological, immunological screening, and cardiovascular assessment.

Product Features



Wide range of rotors for application flexibility, compatible with tubes/bottles from 0.2 ml to 500ml



Automatic rotor identification with over speed protection



Use of brushless induction motors to provide maintenance-free operation, eliminating carbon particle emissions



Real time loading imbalance detection, immediate shutdown protection in case of imbalance



Optimized sound design for low noise levels ($\leq 63\text{dB(A)}$)

11

Benchtop Low-Speed
Large-Capacity Centrifuge

LX-60T500-J

Intuitive Interface



LED keypad and control knob for easy operation , the wide viewing angle more comfortable and practical for users of all heights



Quick recall of up to 99 programs for quick run start by routine users



9 acceleration + 10 deceleration stages



The speed, centrifugal force, time and temperature can be changed by user during the centrifugation process

Target speed/centrifugal force/time and real-time operation data display.

Screen lock function to prevent press errors



One key to recall stored programs for more convenient operation

Acceleration/Deceleration rates

Product Parts



Patented anti-seismic door lock. In case of abnormal vibration, the cover can be locked reliably



Unique air duct structure design, the heat inside the centrifugal chamber can dissipate quickly



Gas springs with safety protection



Triple-layer construction to ensure safe use



Emergency lid release, pry out the white plastic plug on the side plate with a tool and pull the attached release cord to open the lid



316 stainless steel centrifuge chamber is rust-free and easy to clean



Key Features of Quick-Flip Biocontainment Safety Lids

Quick-Flip Hinge Design

Our hinged lids do not need to be removed from the rotor. Just a quick flip gives you fast access to your samples

Low-Pressure Closing Clip

The simple low-pressure clip offers a secure closure with an audible "click" and visual cues, enhancing safety and replacing multi-turn screw caps or complex lever systems

Ambidextrous & Glove-Friendly

Designed for ease of use, our lids can be operated with either hand and are glove-friendly, ensuring seamless operation

Premium Polymer Construction

Made from Polyetherimide (PEI), our lids provide excellent chemical resistance, transparency, and durability

Certified Safety and Reliability

Independently tested and certified per IEC-61010 Section 2-020 Annex AA, ensuring top-level safety and performance



Choose our Quick-Flip biocontainment safety lids for innovative, safe, and durable lab solutions.



Specifications

Model	Maximum Capacity	Speed Range (rpm)	Max RCF(xg)	Speed Accuracy (rpm)	Time Setting Range	Display	Noise Level dB(A)	Power Supply
LX-60T500-J	4*500 ml	500-6000	5353	±10	1s-99h/59min (1s/1min increment)	LED	≤63	220-240/50/60

Power(W)	Exterior Dimensions (W*D*H)(mm)	Lid Opening Height (mm)	Net Weight (kg)	Packing Dimensions (W*D*H)(mm)	Gross Weight (kg)	Certifications
700	478*624*365	840	60	560*752*562	75	CE



Fixed-Angle Rotor




BE No.	BE12DA000	BE12D7000	BE12C8000	BE12D8000	BE12D9000	BE12DQ000
Type	Steel sleeve	Steel sleeve	Steel sleeve	Steel sleeve	Steel sleeve	Steel sleeve
Max Capacity	6*50 (15)ml	12*50 (15)ml	12*15ml	42*15ml	10*100ml	60*10ml
Max RCF (xg)	5,353	4,528	5,353	4,528	3,260	2,576
Max Speed (rpm)	6,000	5,000	6,000	5,000	4,500	4,000
Max Tubes Per Rotor	6 pcs(50ml) 6 pcs(15ml)	12 pcs(50ml) 12 pcs(15ml)	12	42	10	60
Tube						
Max Tube Capacity (ml)	50 (15)ml	50 (15)ml	15ml	15ml	100ml	10ml
Max Tube Dimensions (Ø x L mm)	29*118 17*121	29*118 17*121	17*121	17*121	41*120	15*106
Tube Type	Round/Conical bottom	Round/Conical bottom	Round/Conical bottom	Round/Conical bottom	Round bottom	Large blood collection tube (Φ15mm)

Adapter(Sets of 50) for BE12DQ000

BE No.	BE12JN001
Max Capacity (ml)	5
Tube	
Max Tube Dimensions (Ø x L mm)	13*75
Tube Type	Small blood collection tube




Swing-Out Rotor



Swing-out rotor with round buckets


Swing-Out Rotor Block



BE No. BE12FK001


Max. RCF (xg)	3,184
Max. speed (rpm)	4,000

Round Bucket (Sets of 4)




BE No. BE12G0000

Max Capacity (ml)	500
Bucket Type	Flat bottom



Swing-Out Rotor with Biocontainment Round Buckets


Swing-Out Rotor Block



BE No. BE12FK001

Max. RCF (xg)	3,184
Max. speed (rpm)	4,000

Round Bucket& Lid (Sets of 4)



BE No. BE12G8000 BE12J2004

Max Capacity (ml)	500	NA
Bucket Type	Flat bottom	NA





Adapter (Sets of 4)
for BE12G0000,BE12G8000




BE No.	No Adapter Needed	BE12JP001	BE12FG001	BE12FF001	BE12JS001
Max Capacity	500ml	250ml	225ml	100ml	4*50ml
Tubes Per Adapter/Rotor	4	1/4	1/4	1/4	4/16
Tube					
Max Tube Dimensions (Ø x L mm)	80*136	62*123	60*136	38*120	29*118
Tube Type	Flat bottom	Flat bottom	Conical bottom	Round bottom	Conical bottom

Adapter (Sets of 4)
for BE12G0000,BE12G8000




BE No.	BE12JR001	BE12JQ001	BE12JD002	BE12JE002
Max Capacity	10*15ml	14*10ml	19*5/7ml	30*1.5/2ml
Tubes Per Adapter/Rotor	10/40	14/56	19/76	30/120
Tube				
Maximum Tube Dimensions (Ø x L mm)	17*121	16*106	13*75/106	11*38
Tube Type	Conical bottom	Large blood collection tube(Φ16mm)	Short/Long blood collection tube	Round/Conical bottom

*Haier Biomedical also can provide 0.2ml adapter (sets of 24) (BE12J2003) , 0.5ml adapter (sets of 24) (BE12JN002) for 1.5/2ml tube rotor.



Swing-Out Rotor with Conical Buckets


Swing-out Rotor Block



BE No. BE12FK001

Max. RCF (xg)	3,506
Max. speed (rpm)	4,000

Conical Bucket (Sets of 4)



BE No. BE12G1000

Max Capacity (ml)	500
Bucket Type	Conical bottom

Adapter (Sets of 4) for BE12G1000		
	BE No.	No adapter needed
	BE No.	BE12JB002
	Max Capacity (ml)	500
	Tubes Per Adapter/Rotor	4
Tube		
		
	Max Tube Dimensions (Ø x L mm)	
	96*150	
	60*165	
Tube Type	Conical bottom	
	Conical bottom	



Swing-Out Rotor with Square Buckets

Swing-out Rotor Block



BE No. BE12FK001

Max. RCF (xg)	3,184
Max. speed (rpm)	4,000

Square Bucket (Sets of 4)





BE No. BE12HA000

Max Capacity (ml)	500
Bucket Type	Flat bottom

Decap Adapter (Sets of 4)
for BE12HA000




BE No.	BE12JV001
Max Capacity	24*5/7ml
Tubes Per Adapter/Rotor	24/96
Tube	
Max Tube Dimensions (Ø x L mm)	13*75/106
Tube Type	Short/Long blood collection tube



Swing-Out Rotor with Plate Buckets


Swing-out Rotor Block



BE No. BE12FK001

Max. RCF (xg)	2,612
Max. speed (rpm)	4,000

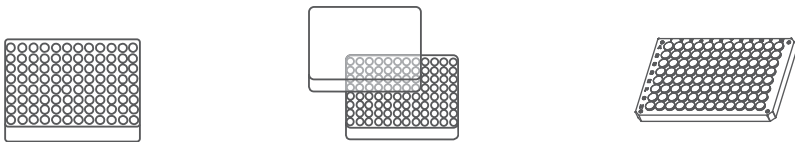
Plate Bucket (Sets of 4)



BE No. BE12H5000

Max Capacity	1 plate
Bucket Type	Rectangular bottom

Plates for
BE12H5000



Plates per rotor	4	4	4
W*D*H (mm)	128*86*15	128*86*17.5	128*86*20
Plate Type	MTP (without lid)	MTP (with lid)	PCR plate 96-fold

Mini-Centrifuge



LX-120T2Z / 50T2Z

Scope of Application

This product is used in micro centrifugal scenarios (single tube capacity is less than or equal to 2ml)

Product Advantages



LX-120T2Z



LX-50T2Z

12

Mini-Centrifuge

LX-120T2Z/50T2Z



Quiet
Suspension with shock absorber reduces noise output



Convenient
Simple and fast operation



Small
Can be held in your hand




Safe

- Safety interlock lid with automatic shut-off if lid is open
- Anti vibration & absorption suction cup
- Splash and leak protection

Specifications


Model	LX-120T2Z	LX-50T2Z
Maximum Capacity	8*1.5/2 ml	8*1.5/2 ml
Max Speed (rpm)	12,000	5,000
Max RCF (xg)	7,325	1,270
Time Setting Range	10s-99m50s	-
Display	OLED	-
Noise (dB(A))	≤50	≤40
Power Supply (V/Hz)	100-240/50/60	100-240/50/60
Power (W)	35	25
Exterior Dimensions (W*D*H)(mm)	152*142*122	152*142*122
Net Weight (kg)	1.2	1.2
Packing Dimensions (W*D*H)(mm)	265*205*200	265*205*200
Gross Weight (kg)	3	3

LX-120T2Z Rotor List



Type	Fixed-Angle Rotor	Fixed-Angle Rotor
Max Capacity	8*1.5/2 ml	2*8*0.2 ml
Max RCF (xg)	7,325	6,225
Max Speed (rpm)	12,000	12,000
Tubes per Rotor	8	2
Tube		
Max Tube Capacity(ml)	1.5/2	0.2 8-strip PCR
Max Tube Dimension (Ø x L mm)	11*38	6*18
Tube Type	Round/Conical bottom	PCR

LX-50T2Z Rotor List



Type	Fixed-Angle Rotor	Fixed-Angle Rotor
Max Capacity	8*1.5/2 ml	2*8*0.2 ml
Max RCF (xg)	1,270	1,150
Max Speed (rpm)	5,000	5,000
Tubes per Rotor	8	2
Tube		
Max Tube Capacity (ml)	1.5/2	0.2 8-strip PCR
Max Tube Dimension (Ø x L mm)	11*38	6*18
Tube Type	Round/Conical bottom	PCR

Adapter(Sets of 24) for 1.5/2ml Fixed-angle rotor

BE No.	BE12J2003	BE12JN002
Max Capacity (ml)	0.2	0.5
Tube		
Max Tube Dimensions (Ø x L mm)	6.3*23	8*35
Tube Type	Conical bottom	Conical bottom

Centrifuge Tubes



Cap: HDPE, Tube: PP

Temperature Range: -80°C -121°C



CAT.NO.	Volume (mL)	Color	RCF	Sterile	Packing
311005	15	Blue Cap	16000xg	√	25 pcs/bag, 20 bags/ case
311006	50	Blue Cap	16000xg	√	25 pcs/bag, 20 bags/ case

Microcentrifuge Tube



- Holding samples, mixing reagents. Low temperature storage of antibodies, nucleic acids, etc. Sample preparation during the experiment. Centrifuge separation and precipitation of trace samples.
- Temperature Range: -80°C -121°C.

CAT.NO.	Volume (mL)	Material	RCF (xg)	Color	Sterile	Packing
311001	0.6	PP	20000	Clear	×	1000 pcs/box, 10 boxes/ case
311002	1.5	PP	20000	Clear	×	500 pcs/box, 10 boxes/ case
311004	2.0	PP	20000	Clear	×	500 pcs/box, 10 boxes/ case

Centrifuge Bottle




- Volume Selection: 225/250/500 mL
- Temperature Range: -80°C -121°C

CAT.NO.	Volume (mL)	Type	Material	RCF (xg)	Sterile	Packing
321007	225	Conical bottom	Tube: PP;Cap: HDPE	6000	√	6 pcs/bag, 6 bags/ case
321008	250	Conical bottom	Tube: PP;Cap: HDPE	6000	√	6 pcs/bag, 17 bags/ case
321009	500	Conical bottom	Tube: PP;Cap: HDPE	6000	√	6 pcs/bag, 6 bags/ case
321010	500	Flat bottom	PP	8000	×	6 pcs/bag, 10 bags/ case

PCR Tube Strips



- Volume Selection: 100/200 µL
- Temperature Range: -80°C -121°C




Product	CAT.NO.	Volume (mL)	Color	Product Description	Packing
PCR tubes	211001	0.2	Clear	single tube, thin-wall, flat cap	500pcs/bag, 2 bags/box, 10 boxes/case
PCR 8-strip tubes	222002	0.1	Clear	8-strip tube, flat cap	125 sets/bag, 10 bags/case
	222003	0.1	White	8-strip tube, flat cap	125 sets/bag, 10 bags/case
	292004	0.1	Clear	8-strip tube--type B, flat cap	125 sets/bag, 10 bags/case
	292005	0.1	White	8-strip tube--type B, flat cap	125 sets/bag, 10 bags/case
	292006	0.2	Clear	8-strip tube--type B, flat cap	125 sets/bag, 10 bags/case
	292007	0.2	White	8-strip tube--type B, flat cap	125 sets/bag, 10 bags/case
	222008	0.2	Clear	8-strip tube, flat cap	125 sets/bag, 10 bags/case
	272009	0.2	Clear	8-strip tube, convex cap	125 sets/bag, 10 bags/case

PCR Plate


The PCR series products(Polymerase Chain Reaction, PCR) are mainly used as primers, Taq DNA polymerase, dNTP, template nucleic acid, Mg, buffer, and other carriers involved ,They are widely used in genetics, biochemistry, immunity, medicine, and other fields. They are not only used in basic research such as gene isolation, cloning, and nucleic acid sequence analysis, but also in disease diagnosis or anywhere with DNAor RNA.

PCR are used in batch samples to meet different user needs and have wide applicability, making them suitable for different autom ation applications.



CAT.NO.	Volume (mL)	Type	Color	Sterile	Packing
232024	0.2	No Skirt	Clear	×	10pcs/box, 5boxes/case
242025	0.2	Half Skirt	Clear	×	10pcs/box, 5boxes/case
242026	0.2	Half Skirt,Anti-static	Clear	×	10pcs/box, 5boxes/case
232029	0.1	No Skirt	Clear	×	10pcs/box, 5boxes/case
242030	0.1	Half Skirt	Clear	×	10pcs/box, 5boxes/case
242031	0.1	Half Skirt,Anti-static	Clear	×	10pcs/box, 5boxes/case
252032	0.1	Full Skirt	Clear	×	10pcs/box, 5boxes/case
252035	0.1	Full Skirt,H1	Clear+White	×	10pcs/box, 5boxes/case
252033	0.1	Full Skirt,Anti-static	Clear	×	10pcs/box, 5boxes/case

PCR Plate Seals

Product	CAT.NO.	Dimension	Temperature Range	Packing
	202034	140mm*80mm	-20°C~120°C	100pcs/box